

Bibliometric Analysis of Political Culture Studies as the Basis of Defining Public Policy

By

Anak Agung Gede Oka Wisnumurti¹

Faculty of Social and Political Science, Warmadewa University, Denpasar, Bali, Indonesia

I Made Mardika²

Faculty of Letters, Warmadewa University, Denpasar, Bali, Indonesia

I Nyoman Kardana³

Faculty of Letters, Warmadewa University, Denpasar, Bali, Indonesia

Abstract

Political culture has become a critical analysis in most countries. Political culture is a strategy to influence the government of policies and affect a particular party and firm. In political culture, there is a system of values and beliefs that are shared by the community. This research is aimed at literature analysis, namely to reveal the trend of publications related to political culture issues. This study used VOSviewer as an analytical tool. Source of data obtained from Scopus as many as 2000 documents. The results show that the most influential political culture publications occurred in 2020, which was 265. While the number of documents, according to source analysis, was mainly published by the Police (Russian Federation), as many as 17 documents and the Journal of Communication was recorded as a source publication reached the highest number of citations as 579 citations. Furthermore, the research's domain or theme that is most widely discussed based on keyword analysis is 'political culture' and 'democracy.' Then, it was figured out that Colleoni E. (2014) achieved the most influential document with 550 citations. Finally, the most influential country in the study of political culture is dominated by Europe, in this case, the United Kingdom, with 2710 citations and 408 documents. Based on the results, it can be concluded that literature study through bibliometric analysis is beneficial for researchers in processing extensive data.

Keywords: bibliometric analysis, Culture, Culture approach, Political culture, Scopus database, VOSviewer

1. Introduction

For some people, politics is considered a negative issue or awful thing; politics is contained many guiles, so politics has become something people hate, whereas the term politics refers to a way or strategy to carry out a plan. According to KBI (2008), politics is a knowledge of the state administration or state (such as about the system of government and the basics of government). However, Heywood (2013) says that politics is a nation's activity that tries to develop, preserve, and alter the broad norms that govern its life. This means it is inextricably linked to the symptoms of conflict and collaboration. Almond (1965) stated that politics is an activity related to controlling public decision-making in certain societies in certain areas, where this control is supported through authoritative and coercive instruments.

Meanwhile, in Aristotle's classical theory, politics is an effort taken by citizens to realize the common good. In other words, politics is the interaction between the government and society in the context of making and implementing binding decisions regarding the common good of the people who live in a particular area (Surbakti, 1992). So, a deep meaning,

politics is a science that deals with wisdom to carry out a vision and mission (plan).

As above-stated, politics includes social actions carried out with a specific purpose. It is dangerous because only some actions will benefit the community, sometimes only for one-sided interests. Likewise, Budiardjo (1982) conveyed that politics is a variety of activities in a political system (state) that involves the process of determining the goals of the system and carrying out those goals, while Mitchell & Mitchell (1969) said that politics is the collective decision-making or general policy-making of society as a whole. Therefore, politics is an activity that concerns how groups reach decisions that are collective and binding through efforts to reconcile differences among their members (Hague & Harrop, 2004). Ultimately, it indirectly represents that politics is a way to take harmful actions.

Similarly, Morlino, Berg-Schlosser, & Badie (2016) expressed that politics are strongly affected by the creative conflicts between two views of politics: politics as a social activity formed by the use of power or politics as a social function to govern social cohabitation and the polity, have a significant influence on politics. Nevertheless, politics has become part of the progress of a nation. Countries that do not have a political system will be more complicated than countries that already have a political system, regardless of the political objectives. We can directly prove the benefits of having a political system in a country or compare it with one that does not have it (see Doan & Gulla, 2022; Dinesen & Andersen, 2022; Hendrayana, Djatmiko, Abdulhak, & Mudrikah, 2021; Pye & Verba, 2015; Wójtowicz & Szocik, 2021; Marijan, 1999). Therefore, political culture is essential. In political culture, the community shares a system of values and beliefs (Khoirul Saleh & Achmat Munif, 2015). However, the political culture in question is a good participant political culture with a high political foundation and community understanding (Fisher, 2016; Nasution, 2014). Swedlow (2013) says if politics poses the question of “who gets what, when, where, and how,” political culture supplies a big part of the answer. If politics is the “art of the possible,” then political culture helps define the limits of that art, for culture defines what is generally permissible in a given society.

Despite the explanation above, political culture has become very crucial to be investigated because political culture can be a strategy to influence a government’s policies and affect a particular party and firm (see Armagan & Ferreira, 2005; van den Berg, 2011). Schuck (2015) argued that political culture does not wholly predetermine policy outcomes, but it does create very powerful tendencies and constraints on which outcomes are possible and likely. Most strategic decisions are ultimately political (Shepherd, Hodgkinson, Mooi, Elbanna, & Rudd, 2020). Therefore, some policies in the central government and the regions are generally also determined by political culture. Political culture is thus the manifestation in aggregate form of the psychological and subjective dimensions of politics (Freeman, 1986). Besides that, political culture relates to the strategy of political parties in determining steps to develop their parties.

Furthermore, political culture shapes how individuals and society act and react politically. It determines the types of governmental institutions, how much authority is vested in the government, which is given authority and power in the society and government, who is allowed to participate in decision-making, and various other elements which relate to the interactions of the people with their leaders (Lane, 1992; Paletz & Lipinski, 1994; Maharani et al., 2022; Saputra et al., 2022). Based on the explanation above, political culture needs to be studied, not only observed through social, law, or public policy merely, but it is crucial to conduct a literature study. Once again, political culture greatly influences social order, education, government systems, and international relations (Swedlow, 2011; Zong, 2004). By

analyzing political culture based on the database, we can find out the gaps in political culture that occur in a country or find out what topics are dominant in the discussion, particularly in political culture. Also, we can find out some unique facts about a political culture that affects social life. Therefore, this study is focused on analyzing political culture using bibliometric analysis. At this moment, to achieve the research objectives, the researchers formulated several research questions as follows

1. What are the publication's trends and its relationship to political culture issues?
2. What are the most analyzed themes in political culture?
3. What are the most influential documents in political culture publications?
4. What are the most influential countries in political culture publication?

2. Method and data analysis

2.1 Method

In this study, researchers first collect the data from Scopus as the primary material for bibliometric analysis. So, the data analysis for this bibliometric analysis was obtained from Scopus with the keyword 'POLITICAL CULTURE' and was accessed on 31 May 2022. These data were focused on, in particular, publications over the last ten years, namely from 2013 to 2022. Scopus was chosen as a database source because it provides the most comprehensive overview of global research output in science, technology, health, social science, and the arts and humanities (Elsevier, 2020). In other words, Scopus covers a wide journal range and offers the capability for citation analysis. That is why researchers prefer to collect data in Scopus because it is much more complete and reliable (see De Granda-Orive, Alonso-Arroyo, & Roig-Vázquez, 2011; Martín-Martín, Orduna-Malea, Thelwall, & Delgado López-Cózar, 2018; Meho, 2019; Norris & Oppenheim, 2007; Thelwall, 2018)

2.2 Data Analysis

The data used in this study, as many as 2000 documents, were converted to "CSV" and analyzed using VOSviewer version 1.6.18 (van Eck & Waltman, 2022). VOSviewer is a software tool for creating maps based on network data and for visualizing and exploring these maps (van Eck & Waltman, 2010; van Eck & Waltman, 2016). VOSviewer is applied not only for data visualization but also to determine several types of analysis, such as the relationship between co-authorship and organization, co-occurrence relationship with the author, citation relationship with the author's country, and so on (Eck & Waltman, 2016; Hassan et al., 2022). In addition, Tableau Public version 2021.4, intelligence software, is also used for data visualization (Hoelscher & Mortimer, 2018). So, these two bibliometric literature analysis tools are used to obtain detailed data while presenting data with an attractive appearance

3. Results and discussion

The research results were organized and described based on the formulation problem in the following section. The research results for each formulation problem are mostly in figures and tables. Of course, those results are reliable based on the software tool analysis, namely VOSviewer. Further, all the results were presented as follows.

1. The publication's trends of political culture and its relationship

In this section, the results are divided into several parts, namely a) the annual publication trends, and b) the Citation based-Source Analysis

a. The annual publication of Political Culture

The following data is the result obtained from VOSviewer. As stated above, the data are publications over the last 10 years namely from 2013 to 2022.

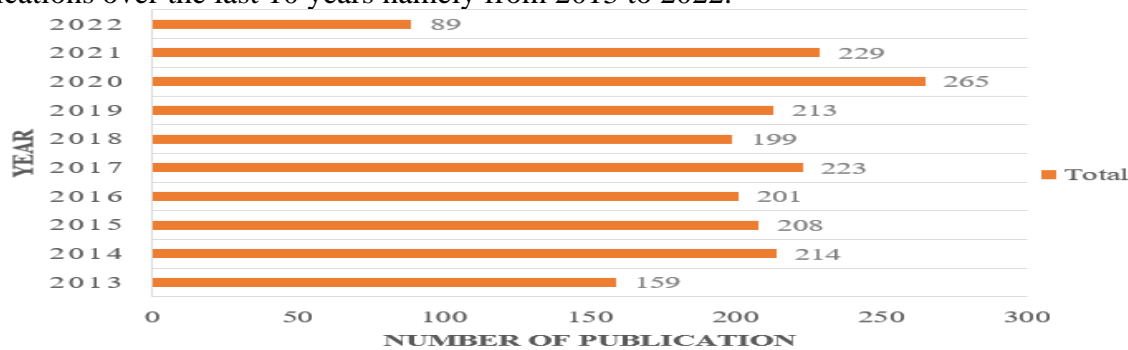


Figure 1. The Number of Political Culture publications each year

The analysis results shown in Fig. 1 above are the number of publications on Political culture research. Notably, the lowest number of Political Culture publications was in 2022, at 89 documents. Of course, this number is not too bad, considering that the research was conducted in mid-2022. Compared to the last ten years, namely in 2013, the number of Political culture publications was 159 documents. Then, in 2014 there was an increase of 214 documents. Two years after that, the number of Political Culture publications decreased slightly. However, a year later, in 2017, there was an increase to 223 documents. Three years later, in 2020, there was a significant increase of 265 documents. Based on the results above, it can be concluded that the number of researches on political culture always increases yearly. It is not surprising that the results have increased because the current social reality shows various political upheavals in various countries (see Nathan, 2007; Pakhomov, 2022; Sairambay, 2021), for example, in Germany, which has just finished conducting elections. It is already clear that what is needed is a new political culture of enablement and participation (Ueberschär, 2021). Thus, many researchers study these conditions or phenomena related to political culture issues.

In addition to the results of the annual publication analysis shown above, there are also other analysis results, namely the number of publications produced by each journal, especially the study of Political culture, as shown in Figure 2.

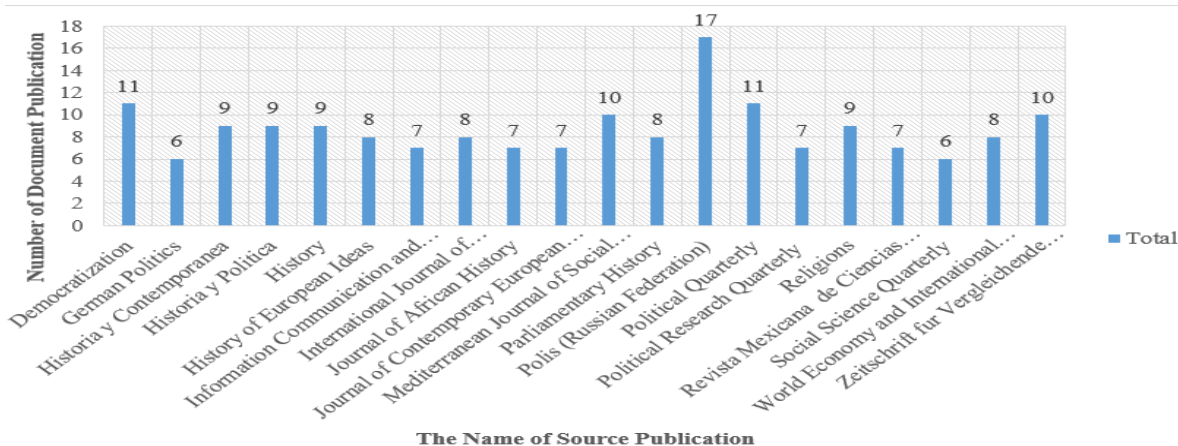


Figure 2. The Top 20 Journals that have the Highest Number of Documents in Political Culture Publications

citation analysis with weights documents. It showed several publication sources, especially political culture. As a result, there are 20 journals with the highest number of document publications. The most significant number of document publications produced by the Police (Russian Federation) was 17 documents. Then, it was followed by Democratization and Political Quarterly with 11 documents. In the third position, there are two publication sources, namely the Mediterranean Journal of Social Sciences and Zeitschrift fur Vergleichende Politikwissenschaft, each of which produced ten documents.

Furthermore, there are four publication sources, namely Historia y Contemporanea, Historia y Politica, History, and Religions, each of which published nine documents. Likewise, World Economy and International Relations, Parliamentary History, History of European Ideas, and the International Journal of Communication each published eight documents. In addition, five publication sources produce the same number of political culture documents, namely seven. Lastly, the German Politics and Social Science Quarterly; issued six documents.

b. The Citation based-Source Analysis

The data shown below is the result of a citation analysis by source. Out of 1153 sources, only 1000 are shown. These results are determined by VOSviewer automatically as an analytical tool based on its total link strength. From the 1000 sources, only the top 20 journal sources were selected based on the source analysis as described in Table 1.

Table 1. The Top 20 journals with the Most Citations

No	Source	Documents	Citations	Total Link Strength
1	Journal of Communication	2	579	1
2	American Sociological Review	2	182	2
3	Environmental Politics	3	137	1
4	Nature Climate Change	1	115	0
5	International Studies Review	1	93	0
6	Time & Society	1	91	0
7	International Studies of Press/Politics	3	86	0
8	Energy Research and social Science	1	84	1
9	Party Politics	1	80	0
10	European Politics Science Review	3	79	1
11	Social Studies of Science	1	76	0
12	Electoral Studies	2	74	1
13	Social Problems	2	72	0
14	State Politics and Policy Quarterly	3	68	1
15	Planning theory	1	68	0
16	Political Quarterly	11	66	0
17	Journal of Spanish Culture Studies	1	64	1
18	Social Science Quarterly	6	62	2
19	Journal of Southeast European Black Sea	2	59	0
20	Mediterranean Politics	2	58	0

In Table 1 above, 20 journals/sources have different numbers of citations. First, the journal with the most citations was achieved by the Journal of Communication with 579 citations, followed by the American Sociological Review with 182 citations. Next, Environmental Politics with 137 citations and Nature Climate Change with 115 citations. So, four journal sources have over 100 citations. The fifth position is International Studies Review with 93 citations, and the sixth is Time & Society with 91 citations. Then, there are three journals/sources with many citations above 80, International Studies of Press/Politics and

Energy Research and Social Science.

Meanwhile, there are four journals with citations above 70 and 5 journals with citations below 70. Finally, there are two journals, namely the Journal of Southeast European Black Sea and Mediterranean Politics, each of which has citations below 60. In addition, the data in table 1 above can be observed directly in Figure 3 below. This result is a visual form obtained from the VOSviewer analysis.

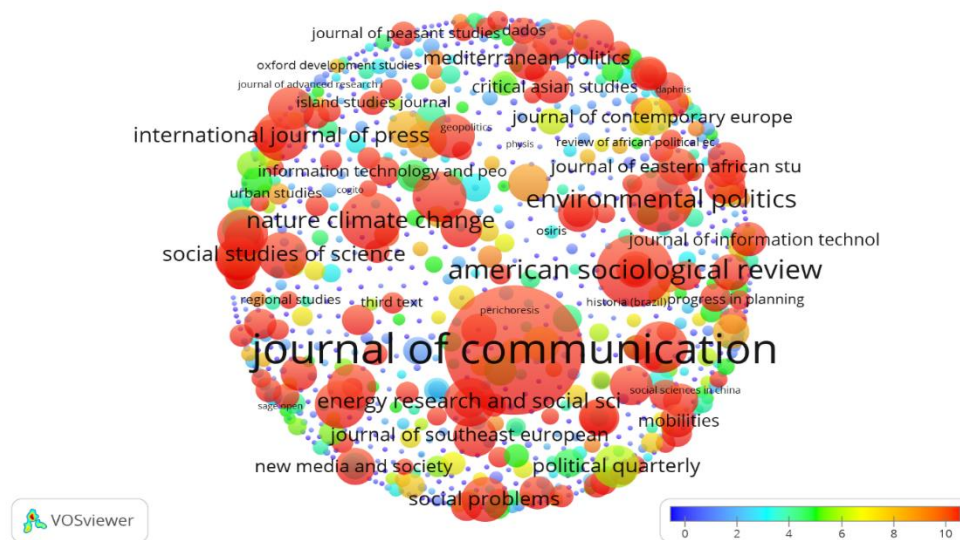


Figure 3. *Overlay visualization of the top 20 most citations based on source analysis*

The results in the visual form (Fig. 3) can be directly observed in the difference in the number of citations on each source/journal by looking at the red circles or called nodes. The larger the node, the higher the number of citations, and vice versa. The Journal of Communication with the highest number of citations tends to have a large node size. Likewise, other sources have different node sizes based on the citations obtained. These results, especially data on the annual publication trends and the citation-based-source Analysis, serve as indicators to readers, researchers, and academics that the study of Political culture is constantly being carried out and continues to grow. With these results, we finally know that the dominant political culture publications are in journals related to communication, politics, and other social matters. At the same time, the above results prove that political culture is the subjective concept of politics; concerning people's beliefs, perceptions of history, and identification focuses (Almond & Verba, 1963; Fleron, 1996; Nathan, 2007; Sairambay, 2021).

2. *The most analyzed themes in the political culture*

Mostly, keywords used in a paper or article are just a shortcut or remarks to be put in the URL so that some relevant issues or other research articles can be figured out. However, the importance of keywords is more than just a shortcut for searching. Keywords are one of the identifications of a research theme or domain of research, apart from the research title (Babaii & Taase, 2013; Chen & Xiao, 2016; Choi, Yi, & Lee, 2011). Hence, the following Figure 4 shows all keywords related to political culture publications that were obtained from a 2000 database that was analyzed using VOSviewer.

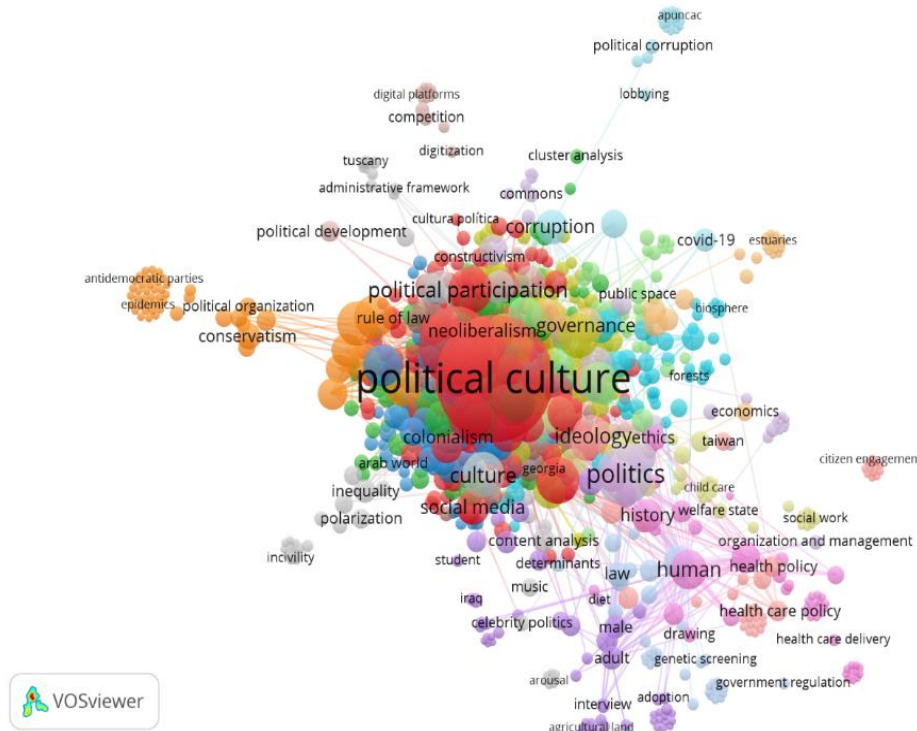


Figure 4. Network Visualization of All keywords based on Co-occurrences analysis on Political Culture Publication

Figure 4 above contains several keywords that are connected. These keywords are research domains or research themes in political culture. Each keyword has a distinguishing feature: a different color and node size. The node's size indicates the frequency of occurrence of the word in the study of Political culture. The data above shows that the research theme that appears the most is 'political culture,' as many as 427. Then, followed by 'democracy' as many as 144, 'politics' as many as 79, 'political participation' as many as 44, 'citizenship' as many as 44, 'United State' is 42, 'culture' is 41, 'nationalism' is 40, 'governance approach' is 37, 'liberalism' is 37, 'elections' is 35, 'political history' is 34, 'China' is 33, 'ideology' is 31, 'human' is 29, 'party politics' is 28, 'religion' is 28, 'gender' is 27, 'democratization' is 26, 'political system' is 26, 'political cultures' is 26, 25 'Spain,' is 25 'revolution,' is 24 'leadership' is 24, 'governance' is 24, 'civil society' is 23, 'social movement' is 23, 'authoritarianism' is 23, 'social media' is 23. Next, 'identity' is 22, 'political discourse' is 22, 'corruption,' "human rights" is as many as 22, "United Kingdom" as many as 21, and so on.

Based on the data above, it can be concluded that the research domain or the most analyzed theme, especially in the field of political culture, can be identified through keywords (Nguyen, Park, & Yeo, 2021). It is in line with Xu & Zhang (2021) say that keywords can help to filter and find interesting information for users from large amounts of texts. In addition, the more a term is used in keywords, it will form a series of important information in the algorithm (Yu et al., 2017; Lu, Li, Liu, & Cheng, 2019).

3. The most influential documents in the political culture publication

The results are from authors with documents with a high number of citations, especially in Political culture publications. The document is marked with the year of publication. So, of the 2000 documents that were analyzed using VOSviewer, the top 20 names of influential authors were selected, as described in Table 2 below.

Table 2. The top 20 of most influential documents in the political culture publication

No.	Documents	Citations	Links
1	Colleoni E. (2014)	550	1
2	Oliver J.E. (2014)	293	0
3	Mcrobbie A. (2015)	183	0
4	Bonikowski B. (2016)	130	1
5	Kaarbo J. (2015)	93	0
6	Fuchs C. (2014)	91	0
7	Chilvers J. (2018)	84	1
8	March L. (2015)	80	0
9	Matisoff D.C. (2014)	70	1
10	Inch A. (2015)	68	0
11	Norris P. (2013)	67	1
12	Sampedro V. (2014)	64	1
13	Lukuslu D. (2016)	58	0
14	O'brien T.L (2015a)	52	1
15	Oni A.A (2017)	51	1
16	Chaisty P. (2015)	51	0
17	Sass J. (2016)	49	2
18	Boubekeur A. (2016)	49	0
19	Sloam J. (2016)	47	0
20	Boyer D. (2013)	46	1

Table 2 above shows that the highest citation was the document from Colleoni E. (2014), with 550 citations. It was followed by document's Oliver J.E. (2014) as many as 293. Furthermore, documents from Mcrobbie A. (2015) have as many as 183 citations and Bonikowski B. (2016) as many as 130. In addition, other authors who also contributed to the study of political culture but had less than 100 citations, among others, Kaarbo J. (2015), Fuchs C. (2014), Chilvers J. (2018), March L. (2015), Matisoff D.C. (2014), Inch A. (2015), Norris P. (2013), Sampedro V. (2014), Lukuslu D. (2016), O'Brien T.L (2015a), Oni A. A (2017), Chaisty P. (2015), Sass J. (2016), Boubekeur A. (2016), Sloam J. (2016), and lastly, Boyer D. (2013).

Furthermore, the above document can also be seen clearly through the following data visualization, in particular Figure 5. In the figure, it is clear that the difference between each document has a low number of citations and a high number of citations; for example, the Colleoni E. (2014) document with 550 citations tends to have a large and very dominant node. On the other hand, the Oliver J. E. (2014) document also has large nodes. Likewise, other documents have node sizes that vary according to the number of citations.

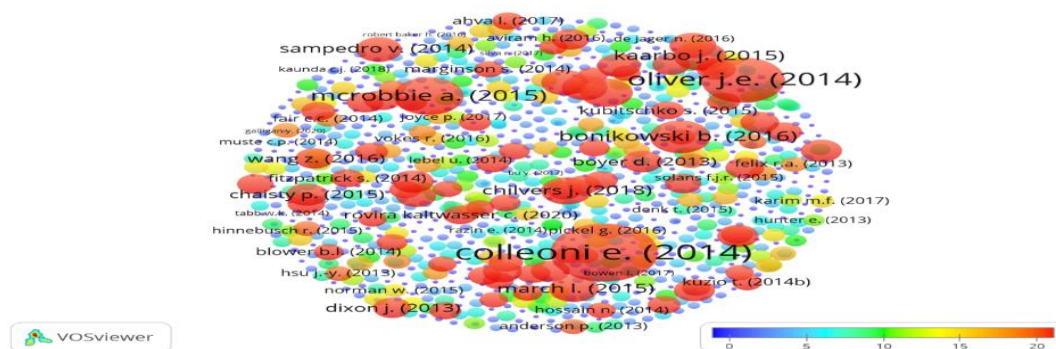


Figure 5. Overlay visualization of most influential documents based on citation analysis

4. Based on our data aforementioned, what makes the document so influential? Of course, there is no doubt that all these documents became very influential due to the impact of the research results on issues of political culture. As it has already been stated, the effect of political culture can touch all aspects of life, whether social, legal, educational, technological, and so on (see Boyer, 2013), so that affects many people and vice versa; many people pay attention to this issue. For example, in China. One of the reasons why Chinese society does not achieve significant population happiness is because it is influenced by China's authoritarian political culture and state regime, whose policies hinder people's hopes and desires for democratization of government (Liu, Gao, & Huang, 2020). Thus, the political culture of a country can determine the developments that occur in its territory (see Fleron, 1996; *Almond, 1965*).

5. ***The most influential countries on political culture publication***

This section focuses on disclosing countries that have made significant contributions to political culture studies to achieve the research objectives. In this case, two indicators determine whether the country is included in the list of influential countries in the publication of political culture: the number of documents and the number of citations. Thus, the following are 20 countries that have been selected as influential countries in the study of political culture, as described in Table 3 below.

Table 3. *The Top 20 of most influence countries on political culture publication*

No	Countries	Documents	Citations	Total Link Strength
1	United State	276	2074	28
2	United Kingdom	408	2710	17
3	Germany	98	569	14
4	Australia	75	587	12
5	South Korea	23	165	8
6	China	38	155	6
7	Austria	16	115	5
8	Canada	79	394	5
9	Sweden	35	231	5
10	Spain	113	251	4
11	Ukraine	16	24	4
12	Italy	71	735	3
13	Poland	21	33	3
14	Russian Federation	116	122	3
15	Greece	9	58	2
16	Ireland	10	14	2
17	Mexico	32	73	2
18	Norway	19	141	2
19	South Africa	32	123	2
20	Bangladesh	2	21	1

Many countries have studied political culture based on a database analysis of as many as 2000 documents using VOSviewer. As stated in Table 3 above, the first country with a high number of documents and citations is the United Kingdom, followed by the United States. Next, there is Italy, with 735 citations and 71 documents. Then there is also Germany, which has 569 citations and 98 documents, while Australia has a higher number of citations than Germany, which is 587 but only has 75 documents. In addition, six countries, namely South Korea, China, Austria, the Russian Federation, South Africa, and Norway, have less than 200

citations. Then, there are also countries with lower citation gains under 30, namely Ukraine, Bangladesh, and Ireland. In the end, with these data, the most dominant countries in studying political culture issues are the UK, the US, and several other countries in other parts of Europe. In Asia, there are China, South Korea, and Bangladesh.

Apart from the data above, in a further analysis of the most influential countries, especially on the publication of political culture using the VOSviewer, it is recorded that 1000 countries have researched the same issue, as shown in Figure 6 part (a). On the other hand, it was noted that only a few connected countries researched political culture. These countries are then divided into 9 clusters, as shown in Figure 6 section (b) below.

Firstly, cluster 1 consists of 5 countries: Chile, Germany, Mexico, Poland, and Ukraine. Secondly, cluster 2 consists of 5 countries: Croatia, France, Italy, Russian Federation, and Spain. Furthermore, cluster 3 consists of 4 countries: Ireland, the Netherlands, Nigeria, and the United Kingdom. Fourthly, cluster 4 consists of 4 countries: Australia, Greece, Bangladesh, and Norway. Fifthly, cluster 5 consists of 3 countries: Austria, Hong Kong, and South Korea. Then cluster 6 consists of 3 countries: Botswana, South Africa, and Sweden. Then, cluster 7 consists of 2 countries, namely China and Israel. Meanwhile, cluster 8 comprises five countries, namely Canada and New Zealand. Finally, cluster 9 comprises five countries, namely Denmark and the United States of America.

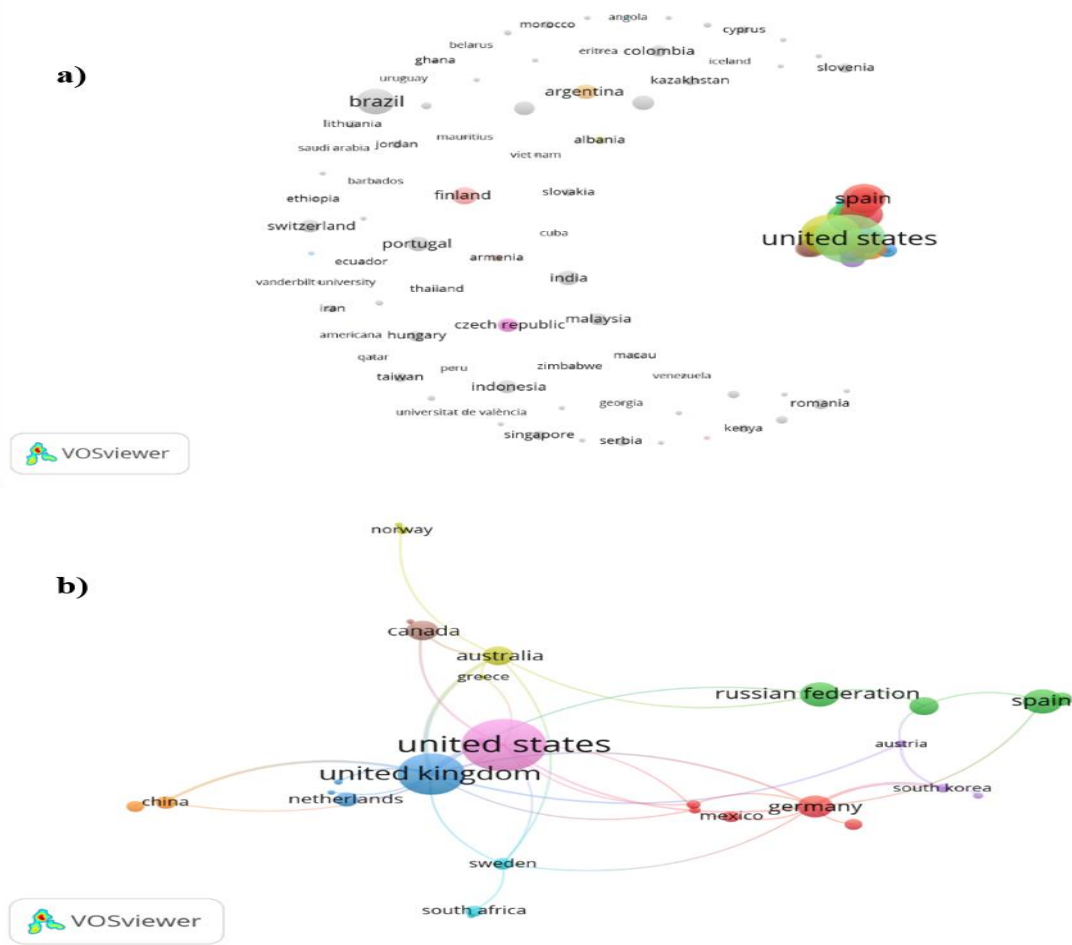


Figure 6. a) Network visualization mapping of all countries that have a huge contribution on political culture publication. b) Network visualization mapping of countries that have connection with each other related to political culture studies.

To sum up, the dominance of several countries, in this case, Europe and America, in the study of political culture can be a benchmark to determine the level of awareness or public participation in political matters. However, this result does not guarantee that the current political culture in those countries above always runs well. Many factors influence the political culture of each country over time and are certainly influenced by various social phenomena and other cultural developments (see Whiten, Hinde, Laland, & Stringer, 2011; Wells et al., 2017; Perrin, 2005). In essence, political culture is very dynamic and challenging to describe because it contains political elements; however, in fact, there are good values for social progress.

4. Conclusion

Using VOSviewer as an analytical tool in this literature study, several points/research results need to be underlined; in the last ten years, the most political culture publications occurred in 2020, which was 265. In comparison, the number of documents published mainly by the Police (Russian Federation) is as many as 17. The Journal of Communication was recorded as a source publication and reached the highest number of citations, as many as 579 citations based on source analysis type. Furthermore, the research domain or theme most widely discussed based on keyword analysis is 'political culture' and 'democracy.' Also, it found that Colleoni E. (2014) achieved the most influential document with 550 citations. Finally, the most influential country in the study of political culture is dominated by Europe, in this case, the United Kingdom, with 2710 citations and 408 documents. Based on the results of this study, a literature study through bibliometric analysis is constructive for researchers in processing large amounts of data. At the end of this section, further research, especially in the study of political culture, can be focused on disclosing the factors that influence the political culture of a country.

References

- Almond, G. A. (1965). A Developmental Approach to Political Systems. *World Politics*, 17(2), 183–214. <https://doi.org/10.2307/2009347>
- Almond, G. A., & Verba, S. (1963). *The Civic Culture: Political Attitudes and Democracy in Five Nations*. Princeton: Princeton University Press.
- Armagan, S., & Ferreira, M. P. (2005). The Impact of Political Culture on Firms' choice of Exploitation-Exploration Internationalization Strategy. *International Journal of Cross Cultural Management*, 5(3), 275–291. <https://doi.org/10.1177/1470595805058791>
- Babaii, E., & Taase, Y. (2013). Author-assigned Keywords in Research Articles: Where Do They Come from? *Iranian Journal of Applied Linguistics (IJAL)*, 16(2), 1–19.
- Boyer, D. (2013). Simply the best: Parody and political sincerity in Iceland. *American Ethnologist*, 40(2), 276–287. <https://doi.org/10.1111/amet.12020>
- Budiardjo, M. (1982). *Dasar-Dasar Ilmu Politik*. Jakarta: Gramedia.
- Chen, G., & Xiao, L. (2016). Selecting publication keywords for domain analysis in bibliometrics: A comparison of three methods. *Journal of Informetrics*, 10(1), 212–223. <https://doi.org/10.1016/j.joi.2016.01.006>
- Choi, J., Yi, S., & Lee, K. C. (2011). Analysis of keyword networks in MIS research and implications for predicting knowledge evolution. *Information and Management*, 48(8), 371–381. <https://doi.org/10.1016/j.im.2011.09.004>
- De Granda-Orive, J. I., Alonso-Arroyo, A., & Roig-Vázquez, F. (2011). Which data base should we use for our literature analysis? Web of Science versus SCOPUS. *Archivos de Bronconeumologia*, 47(4), 213. [https://doi.org/10.1016/S1579-2129\(11\)70049-0](https://doi.org/10.1016/S1579-2129(11)70049-0)

- Dinesen, P. T., & Andersen, R. F. (2022). The (Re)socialization of participatory political culture: Immigrants' political participation between their contemporary country and their ancestral country. *Political Geography*, 98(March), 102650. <https://doi.org/10.1016/j.polgeo.2022.102650>
- Doan, T. M., & Gulla, J. A. (2022). A Survey on Political Viewpoints Identification. *Online Social Networks and Media*, 30(March), 100208. <https://doi.org/10.1016/j.osnem.2022.100208>
- Elsevier. (2020). Scopus: Content Coverage Guide. Retrieved from https://www.elsevier.com/__data/assets/pdf_file/0007/69451/Scopus_ContentCoverage_Guide_WEB.pdf (Accessed on 22 July 2021)
- Fisher, P. I. (2016). Definitely Not Moralistic: State Political Culture and Support for Donald Trump in the Race for the 2016 Republican Presidential Nomination. *PS - Political Science and Politics*, 49(4), 743–747. <https://doi.org/10.1017/S1049096516001475>
- Fleron, F. J. (1996). *Post-Soviet political culture in Russia: An assessment of recent empirical investigations*. *Europe - Asia Studies* (Vol. 48). <https://doi.org/10.1080/09668139608412345>
- Freeman, J. (1986). The Political Culture of the Democratic and Republican Parties. *Political Science Quarterly*, 101(3), 327. <https://doi.org/10.2307/2151619>
- Hague, R., & Harrop, M. (2004). *Comparative Government and Politics. The Australian Study of Politics* (6th ed.). Basingstoke: Palgrave macmillan. <https://doi.org/10.1057/978-0-230-29684-8>
- Hassan, A., Afrouzi, H. N., Siang, C. H., Ahmed, J., Mehrazamir, K., & Wooi, C. L. (2022). A survey and bibliometric analysis of different communication technologies available for smart meters. *Cleaner Engineering and Technology*, 7, 100424. <https://doi.org/10.1016/j.clet.2022.100424>
- Hendrayana, E., Djatmiko, S., Abdulhak, I., & Mudrikah, A. (2021). Political Leadership Policy and Education in PSIAFIL Perspective at Pasim National University. *Budapest International Research and Critics Institute-Journal (BIRCI-Journal)*, 4(3), 4504–4517. Retrieved from <https://www.birci-journal.com/index.php/birci/article/view/2228>
- Heywood, A. (2013). *Politics* (4th ed.). New York: Palgrave Macmillan.
- Hoelscher, J., & Mortimer, A. (2018). Using Tableau to visualize data and drive decision-making. *Journal of Accounting Education*, 44(May), 49–59. <https://doi.org/10.1016/j.jaccedu.2018.05.002>
- KBI. (2008). *Kamus Bahasa Indonesia*. Jakarta: Departemen Pendidikan Nasional.
- Khoirul Saleh, & Achmat Munif. (2015). Membangun Karakter Budaya Politik dalam Berdemokrasi. *Addin*, 9(2), 309–332.
- Lane, R. (1992). Political culture: Residual Category or General Theory? *Comparative Political Studies*, 25(3), 362–387. <https://doi.org/10.1177/0010414092025003004>
- Liu, H., Gao, H., & Huang, Q. (2020). Better Government, Happier Residents? Quality of Government and Life Satisfaction in China. *Social Indicators Research*, 147(3), 971–990. <https://doi.org/10.1007/s11205-019-02172-2>
- Lu, W., Li, X., Liu, Z., & Cheng, Q. (2019). How do author-selected keywords function semantically in scientific manuscripts? *Knowledge Organization*, 46(6), 403–418. <https://doi.org/10.5771/0943-7444-2019-6-403>
- Maharani, S., Mono, U., & Perangin-angin, A. B. (2022). Managing Cross Culture Diversity: Issues and Challenges in Workplace. *Austronesian: Journal of Language Science & Literature*, 1(2), 74–82. Retrieved from <https://www.ojs.wahanapublikasi.com/index.php/austronesian/article/view/16>
- Marijan, K. (1999). the Study of Political Culture in Indonesia. *Masyarakat, Kebudayaan Dan*

- Politik*, 12(2), 57–66.
- Martín-Martín, A., Orduna-Malea, E., Thelwall, M., & Delgado López-Cózar, E. (2018). Google Scholar, Web of Science, and Scopus: A systematic comparison of citations in 252 subject categories. *Journal of Informetrics*, 12(4), 1160–1177. <https://doi.org/10.1016/j.joi.2018.09.002>
- Meho, L. I. (2019). Using Scopus's CiteScore for assessing the quality of computer science conferences. *Journal of Informetrics*, 13(1), 419–433. <https://doi.org/10.1016/j.joi.2019.02.006>
- Mitchell, J. M., & Mitchell, W. C. (1969). *Political Analysis & Public Policy: An Introduction to Political Science*. Chicago: Rand McNally.
- Morlino, L., Berg-Schlosser, D., & Badie, B. (2016). *Political Science: A Global Perspective*. Los Angeles: Sage Publication Ltd.
- Nasution, I. K. (2014). Ethnicity, Democracy and Decentralization: Explaining the Ethnic Political Participation of Direct Election in Medan 2010. *Procedia Environmental Sciences*, 20, 496–505. <https://doi.org/10.1016/j.proenv.2014.03.062>
- Nathan, A. J. (2007). *Political Culture and Democratic Legitimacy in Asia* (Asian Barometer No. 43). Taipei. Retrieved from papers3://publication/uuid/439EEBD4-6B35-4D00-A0FC-002CD71B941F
- Nguyen, T. L. H., Park, S. H., & Yeo, G. T. (2021). Keyword network analysis: Uncovering research trends on the Northern Sea Route. *Asian Journal of Shipping and Logistics*, 37(3), 231–238. <https://doi.org/10.1016/j.ajsl.2021.06.001>
- Norris, M., & Oppenheim, C. (2007). Comparing alternatives to the Web of Science for coverage of the social sciences' literature. *Journal of Informetrics*, 1(2), 161–169. <https://doi.org/10.1016/j.joi.2006.12.001>
- Pakhomov, O. (2022). *The Political Culture of East Asia: A Civilization of Total Power*. Singapore: Springer. <https://doi.org/10.1007/978-981-19-0778-4>
- Paletz, D. L., & Lipinski, D. (1994). *Political Culture and Political Communication* (92). Barcelona. Retrieved from https://www.icps.cat/archivos/WorkingPapers/WP_I_92.pdf?noga=1
- Perrin, A. J. (2005). National threat and political culture: Authoritarianism, antiauthoritarianism, and the september 11 attacks. *Political Psychology*, 26(2), 167–194. <https://doi.org/10.1111/j.1467-9221.2005.00414.x>
- Pye, L. W., & Verba, S. (2015). *Political culture and political development. Political Culture and Political Development*. Cambridge: Cambridge University Press. <https://doi.org/10.2307/40199581>
- Sairambay, Y. (2021). Political Culture and Participation in Russia and Kazakhstan: A New Civic Culture with Contestation? *Slavonica*, 26(2), 116–127. <https://doi.org/10.1080/13617427.2021.1983095>
- Saputra, G. W. A., Mbete, A. M., & Muliana, I. N. (2022). Humor Discourse in Art Performances of Shadow Puppets Cenk Blonk. *Austronesian: Journal of Language Science & Literature*, 1(2), 56–73. Retrieved from <https://www.ojs.wahanapublikasi.com/index.php/austronesian/article/view/6/11>
- Schuck, P. H. (2015). *Why Government Fails So Often (And How It Can Do Better)*. Princeton: Princeton University Press. <https://doi.org/10.1515/9781400850044>
- Shepherd, N. G., Hodgkinson, G. P., Mooi, E. A., Elbanna, S., & Rudd, J. M. (2020). Political behavior does not (always) undermine strategic decision making: Theory and evidence. *Long Range Planning*, 53(5), 101943. <https://doi.org/10.1016/j.lrp.2019.101943>
- Surbakti, R. (1992). *Memahami Ilmu Politik*. Jakarta: PT Gramedia Widiasarana.
- Swedlow, B. (2011). A Cultural Theory of Politics. *PS - Political Science and Politics*, 44(4), 703–710. <https://doi.org/10.1017/S1049096511001314>

- Swedlow, B. (2013). Political Culture. *Contributions To Phenomenology*, 59(January), 624–626. https://doi.org/10.1007/978-90-481-2471-8_53
- Thelwall, M. (2018). Dimensions: A competitor to Scopus and the Web of Science? *Journal of Informetrics*, 12(2), 430–435. <https://doi.org/10.1016/j.joi.2018.03.006>
- Ueberschär, E. (2021). Time for a New Political Culture. Retrieved July 25, 2022, from <https://eu.boell.org/en/2021/09/30/time-new-political-culture>
- van den Berg, C. F. (2011). *Strategic Planning for Political Parties: A Practical Tool*. Rev. Netherland: International IDEA.
- van Eck, N. J., & Waltman, L. (2010). Software survey: VOSviewer, a computer program for bibliometric mapping. *Scientometrics*, 84(2), 523–538. <https://doi.org/10.1007/s11192-009-0146-3>
- van Eck, N. J., & Waltman, L. (2016). Text Mining and Visualization. *Text Mining and Visualization*, 1–5. <https://doi.org/10.1201/b19007>
- van Eck, N. J., & Waltman, L. (2022). Manual for VOSviewer version 1.6.18. *Leiden: Univeristeit Leiden*, (January), 1–53. Retrieved from http://www.vosviewer.com/documentation/Manual_VOSviewer_1.6.1.pdf
- Wells, C., Cramer, K. J., Wagner, M. W., Alvarez, G., Friedland, L. A., Shah, D. V., ... Franklin, C. (2017). When We Stop Talking Politics: The Maintenance and Closing of Conversation in Contentious Times. *Journal of Communication*, 67(1), 131–157. <https://doi.org/10.1111/jcom.12280>
- Whiten, A., Hinde, R. A., Laland, K. N., & Stringer, C. B. (2011). Culture evolves. *Philosophical Transactions of the Royal Society B: Biological Sciences*, 366(1567), 938–948. <https://doi.org/10.1098/rstb.2010.0372>
- Wójtowicz, T., & Szocik, K. (2021). Democracy or what? Political system on the planet Mars after its colonization. *Technological Forecasting and Social Change*, 166(January), 1–6. <https://doi.org/10.1016/j.techfore.2021.120619>
- Xu, Z., & Zhang, J. (2021). Extracting Keywords from Texts based on Word Frequency and Association Features. *Procedia Computer Science*, 187, 77–82. <https://doi.org/10.1016/j.procs.2021.04.035>
- Yu, X., Yu, Z., Liu, Y., & Shi, H. (2017). CI-Rank: Collective importance ranking for keyword search in databases. *Information Sciences*, 384, 1–20. <https://doi.org/10.1016/j.ins.2016.12.022>
- Zong, Y. (2004). Political Culture and Participation in the Chinese Countryside: Some Empirical Evidence. *Journal of Politics*, 60(4), 446–453. <https://doi.org/10.2307/2647726>