

Spatial variation in the phenomenon of divorce in the district of Souk Al-Shuyoukh

By

Hakem Naser Hussein
Faculty of Basic Education/University of Thi-Qar/ Iraq

Abstract

Divorce is a social phenomenon that has many negative consequences such as family disintegration, hatred, child leakage, psychosocial effects, deviant behavior, etc., as well as low fertility rates and curbing population growth. This phenomenon. The aim of the research is to know the level of spatial and temporal variation of the divorce phenomenon in the district of Souk al-Shuyukh. As well as knowledge of economic and social factors and variables that have a direct impact on the phenomenon of divorce. The study was divided into several, topics the first included the geographical distribution of the phenomenon by administrative units, while the second topic was devoted to the study of information relating to the absolute and include classification by environment and economic and educational situation. The study showed that there is a wide variation in the distribution of divorces according to the administrative units of the market of the Senate.

Keywords: Divorce, Reasons behind divorcing, social characteristics for divorced woman.

Introduction

That marital compatibility Marital Adjustment From the pattern of social harmony through which the individual aims to establish harmonious relations with his spouse in marriage, and marital compatibility means that both husband and wife find in the marital relationship what satisfies their physical, emotional and social needs, which results in a state of satisfaction with marriage, or what is called (marital satisfaction Marital Satisfaction) In order for marital compatibility to be achieved, the spouses must work to fulfill the needs and satisfy the desires of the other party and make him feel these positive feelings and that he is keen on his happiness and that he spares no effort in doing everything that spreads happiness in himself and does everything that can be done so that the institution of marriage continues to exist that performs its functions for the spouses and others And for society ⁽¹⁾ , As for The divorce is apparent e social e It results in a lot of negatives, such as family disintegration, hatred, child leakage, psychological and social effects, deviant behavior, etc., and what we care about is the a Demography erupts this social phenomenon that contributes to declining fertility rates e And the sizing of population growth And wa Drop Phenomenon A reflection of the economic well-being that characterize societies, as well as the religious reasons that limit this phenomenon * .

Psychologists believe that divorce is one of the types of psychological disorder and the inability to adapt and adapt between spouses ⁽²⁾ Religions differ in the legality of divorce and the position on it. Therefore, divorce is a crime and an unacceptable act for some peoples, while some societies, as stipulated by their religious laws, try to make divorce the last solution to intractable marital problems, including Islamic societies, Therefore, it is difficult to compare these rates globally And its territories Different, Hence, his studies may be restricted to countries with homogeneous religious and legislative systems ⁽³⁾ .

Demographically, divorce is defined as severing the marital relationship by virtue of custom and law, and it is of three types of punitive divorce, consensual divorce and divorce in the form of separation ⁽⁴⁾. It also affects Divorce Population growth rates, population distribution and change Population distribution And the needs and jobs of families as well as its social implications Kart - The increase in crime rates, delinquency and child labor And psychological and social effects .

If the fields of sociology are the study of the community Grops And society Society And patterns of interaction between organized groups in human existence ⁽⁵⁾ The social geography is concerned with the study of the social being and its social activities in the surrounding environment, in other words that social geography explains for us the human spatial behavior of the reality of social life ⁽⁶⁾. And the Despite the wide range of areas that Ali deals with M Geography Prepare it Science of place, there are important geographical axioms, such as contrast, distribution and spatial relationships They are concepts No A geographer can tell Step it , So The study of social phenomena is a fertile theater for geographical studies, including the phenomenon of divorce that he discussed Science Geography in terms of distribution, influencing spatial relationships, their causes, and analysis of the factors helping their occurrence , Although the phenomenon of divorce is one Social phenomena e Foot-deep. However, there are many sciences that preceded geography in this field The most important of them social science .

The aim of the research is (Aim of Research By standing on the level of spatial and temporal disparity in cases of divorce in the Al-Shuyoukh district, as well as knowing the economic and social factors and variables that directly affect that disparity. Thus, the problem of studying the research seeks to contribute to addressing social problems from a geographical perspective, and thus prediction Prediction The future dimensions of the divorce phenomenon, and the study also helps a lot in setting preventive and curative spatial policies Area Based Policies And according to the need of each region, the geographic approach focuses on studying the spatial aspects of the phenomenon in terms of the location of the phenomenon and the different spatial characteristics and relationships that control it.

The research assumed that there is a variation in the occurrence of the phenomenon of divorce and that there are factors and variables directly related to this disparity, which are responsible for its spatial and temporal variation. As for the research methodology, the descriptive statistical approach was used to measure the level of variation between residential neighborhoods. The research included a set of tables, maps and graphs that illustrate the variation in levels of divorce rates and their various correlations.

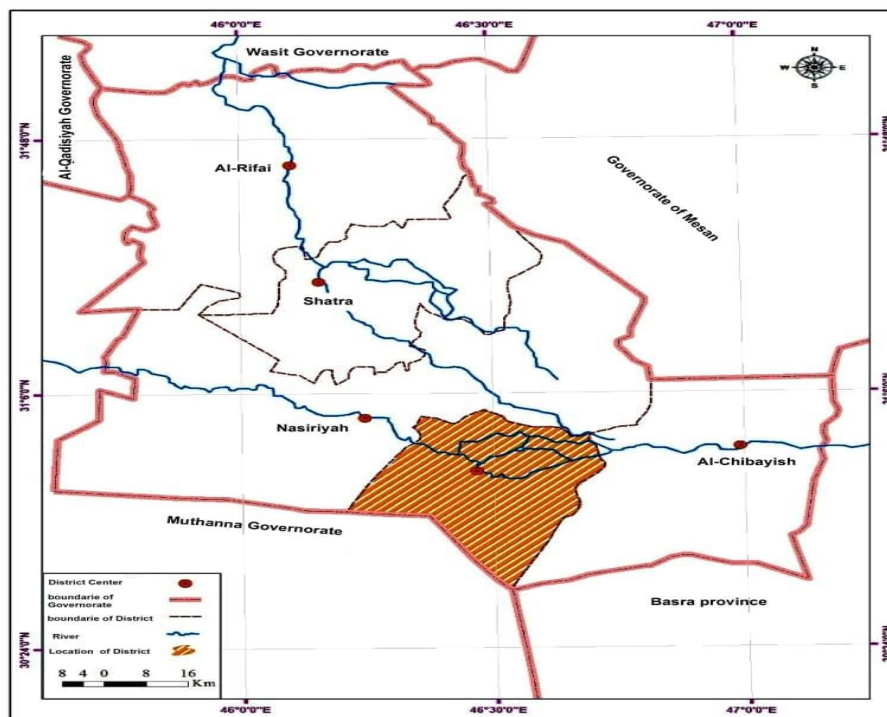
As for research sources The official data and statistics provided by the Ministry of Justice were relied upon, distributed geographically to the administrative units of the Al-Shuyoukh district for the year 2018. As for the information about which the data was not available, it was obtained through the field study. One of the sciences most used for field research ⁽⁷⁾ Since the cases of divorce registered in the judiciary for the year 2018 amounted to 522 cases, the researcher chose a sample of 150 divorce cases, i.e. 29% of the total divorce cases above, distributed to the administrative units and registered in the Personal Status Court in the Souk Al-Shuyoukh district.

With regard to the research structure Frame of Research The scientific necessity necessitated the division of the study into several topics. The first included an introduction showing the extent of the phenomenon at the level of Iraq and the governorate and the geographical distribution of the phenomenon according to the administrative units of the

judiciary, while the second topic was devoted to studying information related to divorced people and included - classification according to environment and according to economic and educational status. The research concluded with a conclusion that included the most important conclusions and recommendations and a list of the sources that were relied upon.

As for border The Study Area, represented by the Senate Market District Which is located south of Dhi Qar Governorate Map (1) With its four administrative units (Al-Fadhlia, Al-Akeka, Al-Tar, and Karma Bani Said) As shown in the map (2) it occupies The last place in terms of area between Districts of the province, As it reached the area of the judiciary (1,404.8) km² That is, by (10. 88 %) Of the total area of the governorate The adult (12,900) km² It is noted that the administrative units of Souk Al-Shuyoukh district represented the minimum limits in terms of area, so the district center formed (0.584%) of the total area of the governorate , As for Al-Tar, it did not exceed its area (143.84) km² That is, at a rate of (1.09%) of the area of the governorate, which is thus T. Fill Rank (18) and the case applies to the two sub-districts of Al-Akikah and Karma Bani Said, which each have an area of (300.26) km² and (307.77) km², That is, at a rate of (2.19%) and (2.24%) of the total area of the governorate, respectively⁽⁸⁾

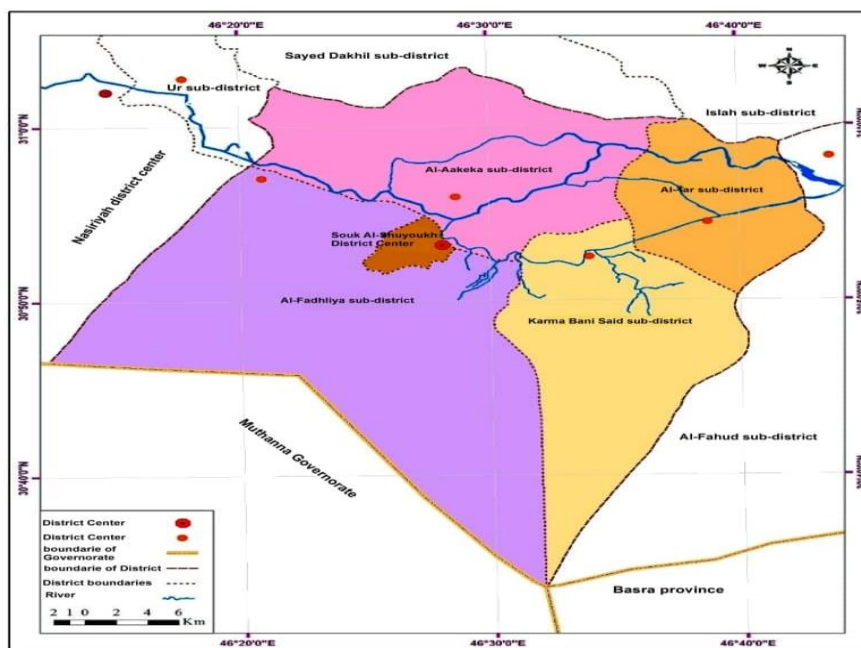
Map (1) location of Souk Al-Shuyoukh district From Dhi Qar Governorate



Source : *The researcher relying on:*

- 1- Republic of Iraq, Ministry of Water Resources, The Body General space, Map Production Department Old map of Dhi Qar Governorate, B Scale 1: 0000 25 , Baghdad , 201 1 .
- 2- Arc Map GIS 10.5 software .

Map (2) *The administrative units in Souk Al-Shuyoukh district*



Source / from work researcher Depending on the:

- 1- Ministry of Water Resources, Directorate General of Survey, Baghdad, Administrative Map of Souk Al-Shuyoukh District, Survey Press, Scale 1: 500000, 1992.
- 2- (Arc View GIS 9.2) program.

The first topic: Divorce in Iraq

The statistic registered in showed Supreme Judicial Council In Iraq a number Cases of marriage and divorce for the year 2018, indicating that the successive increase in divorce cases in the last decade , As registered Iraq courts all during 2018 year Approximately (73569) cases of divorce and that Baghdad, in its two sides Al-Karkh and Al-Rusafa, came in first place compared to the rest of the governorates, through the capital’s courts registering (30028) cases during the past year, with (16724) divorces on the Rusafa side and (13304) divorce cases in Karkh And a rate of 3.95, 3.40 per thousand, respectively, for raw divorce (which was extracted by dividing the number of divorced people by the number of the population in a thousand) and a rate of 30.7 and 38.4 percent, respectively, of the ratio of divorce to marriage for the two sides of Rusafa and Karkh, Table (1). Recently experienced The recent rise in divorces is due to Social media and related messages and pictures And electronic games, as well Underage marriage, widespread drug abuse and high societal crime .Official statistics show in Iraq To the occurrence of about 800 thousand divorces from 2004 to July 2018 at a rate of 4,500 and 4,900 thousand divorces per month, as 20% of marriages in the country end in divorce according to available statistics, which is a worrying rate⁽⁹⁾ . Wa Charts statistics That about 70% of divorce cases take place outside Iraqi courts, where it is resorted to Are many To the legal offices to sign the divorce in order to avoid reconciliation attempts made by judges in the personal status courts, while the age of marriages in many cases of divorce does not exceed more than five s ten age e.

Table (1) and Figure (1) show the recorded cases of divorce, as well as the crude divorce rate and the rate of divorce to marriage at the level of Iraq according to the governorates except the Kurdistan region for the year 2018, and from it it appears that the divorce cases In Iraq, it reached

73569 cases out of 245,296 marriages, meaning that the ratio of divorce cases to marriage amounted to 23.07% of the total number of marriages, at a rate of 2.24 per thousand for crude divorce at the level of Iraq, which is a large percentage that requires serious pause and objective treatment.

Table (1) *Divorce, marriage and population cases, according to Iraqi governorates for the year 2018*

Governorate	Population	Marriage?	DIVORCE	Raw divorce rate (in thousand)	The ratio of divorce to marriage
Baghdad Rusafa	4223809	37690	16724	3.95	30.7%
Baghdad Karkh	3902946	21300	13304	3.40	38.4
Nineveh	3729998	11548	4740	1.27	29.1
Diyala	1637226	14915	3178	1.94	17.5
Babylon	2065042	17836	5003	2.42	22
Al Najaf	1471592	13994	3416	2.32	19.6
Kirkuk	1597876	12337	2517	1.57	17
Thi-Qar	2095172	17302	3643	1.73	17.3
Al Anbar	1771656	15652	2228	1.25	12.4.
Basra	2908491	19781	\$5 865	2.01	22.8
Wasit	1378723	11342	2178	1.57	16.1.
Salah Al-Din	1595235	14176	2237	1.40	13.6
Muthanna	841371	6702	1095	1.30	14
Maysan	1112673	8390	1647	1.48	16.4.
Karbala	1218732	11610	2903	2.38	20
Al-Qadisiyah	1291048	10721	2891	2.23	21.2
Total	32841590	245296	73569	2.24	23.07

Source: *the researcher's calculations based on:*

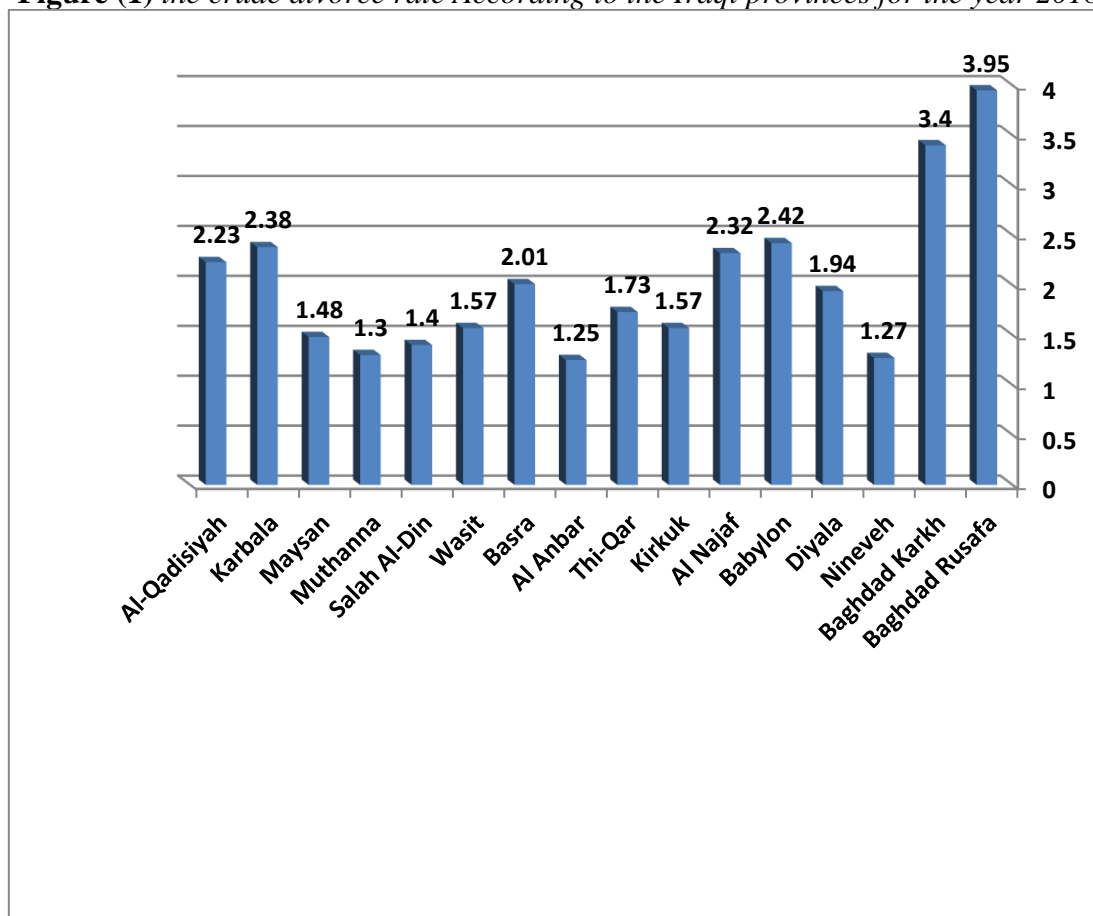
- 1- Population numbers based on: Republic of Iraq, Central Bureau of Statistics, Directorate of Population and Manpower Statistics, Iraq Population Estimates (2015) - 2018) July 2018.
- 2- Republic of Iraq, the Supreme Judicial Council , Unpublished data, 2018.

The number of divorced

$$\frac{\text{The ratio of divorce to marriage}}{\text{The number of divorced + the number of married people}} \times 100$$

The ratio was extracted by the researcher.

Figure (1) the crude divorce rate According to the Iraqi provinces for the year 2018



Source: Researcher to rely on Table (1).

The time dimension of the development of the phenomenon of divorce in the district of Al-Shuyoukh district

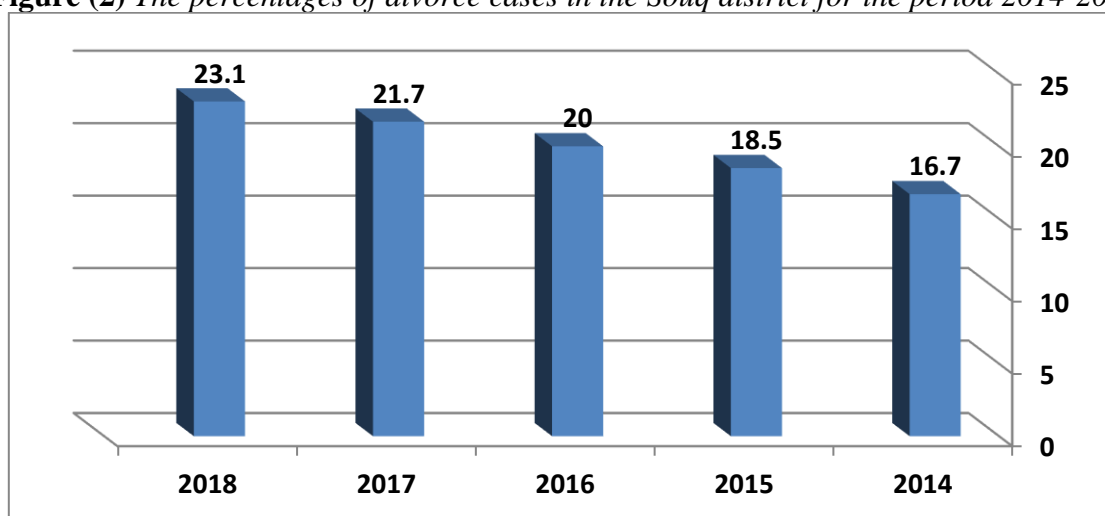
Through the information recorded in the Dhi Qar Appeals Court, it emerged that the governorate's courts in 2018 recorded (3643) official divorce cases and pointed out that most of the registered divorce cases were the result of not a material economic reason or due to early marriage, noting that the governorate recorded in the year 2017 about 3500 cases. A formal divorce .⁽¹⁰⁾ Divorce cases increased during the five-year period (2014-2018) from 375 cases in 2014 to 522 in 2018 in Souk Al-Shuyoukh district, as shown in Table (2) and Figure (2) That is, the increase amounted to 147 cases of divorce within four years, with an increase of more than 39.2%⁽¹¹⁾ .The annual growth rate of the phenomenon reached 2.6%* .

Table (2) The number of divorce cases according to the environment between the years (2014-2018) in Souk Al-Shuyoukh district

Year	Al-Shuyoukh Market Center	Al-Shuyoukh Rural	Preference And in the presence of:	Rural	Akaka And in the presence of:	Rural	Vine Bani Said And in the presence of:	Rural	Flew And in the presence of:	Rural	Total Grade	Percentage
2014	235	-	12	16	9	33	14	39	5	12	375	16.7
2015	283	-	10	21	15	24	13	34	8	11	419	18.5
2016	253	-	14	32	16	41	16	53	9	16	450	20
2017	290	-	12	37	14	44	15	56	7	14	489	21.7
2018	321	-	9	26	18	43	34	53	7	11	522	23.1
Total	1382	-	57	132	72	185	92	235	36	64	2255	100%

Source: The researcher based on: Republic of Iraq, Supreme Judicial Council, Dhi Qar Federal Court of Appeal, Personal Status Court in Al-Shuyoukh Market, Personal Status Department, unpublished data For the years (2014, 2015, 2016, 2017, 2018).

Figure (2) The percentages of divorce cases in the Souq district for the period 2014-2018



Source: The researcher based on Table (2).

The numerical and relative distribution of divorce cases in Souk Al-Shuyoukh district

Distribution is the necessary starting point for studying geographical phenomena and a necessary step for understanding the behavior of different phenomena⁽¹²⁾.

The growth in the numbers and percentages of the phenomenon of divorce was not equal in all administrative units of the judiciary, as it reached its upper limit in the city center where divorce cases increased from 235 In 2014, it reached 321 cases in 2018, and as shown in Table (3), that is, the center's share of divorce cases increased to more than a third. The situation applies to the Karma Bani Said district, in which divorce cases increased from 53 cases in 2014 to 87 cases in 2018, meaning that the rate of increase indicated 64.1% for the period 2014-2018.

The difference between the Souk Al-Shuyoukh district center and other aspects of divorce levels appears, and there is no doubt that this rise reflects a set of data, the first of which is the expansion of the urban area in the center and the subsequent complications of life and its departure from simplicity, in addition to that, most divorce cases are registered in the official courts.

In light of the divorce rates registered for the year 2018 in the Souk Al-Shuyoukh district, the administrative units of the city can be divided into the following levels:

- 1- The high level (more than 20%) was unique to this level in 2018, the Souk Al-Shuyoukh Center, as there are 321 divorce cases, or 61.5% of the total divorce cases in the judiciary, which indicates the expansion of the urban area.
- 2- Intermediate level (10 - According to 2018 statistics, this level includes each of Karma Bani Said and Al-Aakeka sub-districts, with divorce cases amounting to 87 and 61 cases each, respectively, at a rate of 16.7% and 11.7% respectively
- 3- The low level (less than 10%) and this level includes both Al-Fadhila and Al-Tar sub-districts, with divorce cases amounting to 35 and 18 cases, respectively, and by 6.7% and 3.4% of the total divorce cases in Souq Al-Shuyoukh district for the year 2018.

Schedule (3 Divorce cases Recorded according to Administrative units of Souk Al-Shuyoukh district in 2018

Administrative unit	And in the presence of:	%	Rural	%	Total Grade	%
The city center of Al-Shuyoukh Market	321	82.5%	-	-	321	61.5
Preference	9	2.3	26	19.5	35	6.7
Akeka	18	4.6	43	32.3	61	11.7
Flew	7	1.8	11	8.3	18	3.4
Vine Bani Said	34	8.8	53	39.9	87	16.7
Total	389	100%	133	100%	522	100%

Source: *The researcher based on: Republic of Iraq, Supreme Judicial Council, Dhi Qar Federal Court of Appeal, Personal Status Court in Al-Shuyoukh Market, Personal Status Department, unpublished data, 2018.*

Rough divorce rate

Wim - Divorce rates can be calculated in two ways:

- 1- The first method: Divide the number of divorces in a given year by the total population in the middle of that year, multiplied by a thousand, Called the crude divorce rate, and it does not show the truth of the divorce because the number of cases is divided by the total population.
- 2- The second method: Divide the number of divorces in a given year by the total population who they The age of marriage according to age or gender multiplied by a thousand. This rate is called the divorce rate according to age and gender. "Some people call it the general divorce rate."⁽¹³⁾ This rate shows the truth better because it divides divorce cases among the married population, but it is more difficult due to the scarcity of available data.

Table shows (4) And Figure (3) The rough divorce rate from Kh Lal divide the number of divorces by the total population and multiply the result by a thousand, Hence the large

variation in the crude divorce rate between the administrative units Spend Based on the data of Table (4), the administrative units for the year 2018 can be divided into the following categories.

- 1- The first level: (more than 2 per thousand) and includes under this category the Souk Al-Shuyoukh district center It is noticeable that the areas that fall into this category are mostly areas in which the urban space expands at the expense of the rural areas, as is the case for the Souk Al-Shuyoukh district district, in which the urban environment is 100%⁽¹⁴⁾.
- 2- The second level (2.0 - 1.0 per thousand) and this level is represented in three areas: Al-Aakeka, Al-Tar and Karma Bani Said, and the minimum level for this level in the Al-Tar sub-district reached 1.02 per thousand.
- 3- The third level (less than 1.0 per thousand). This level is limited to the Fadhila area, which is an area in which the rural areas expand, as it reached the level of 0.72 in thousands.

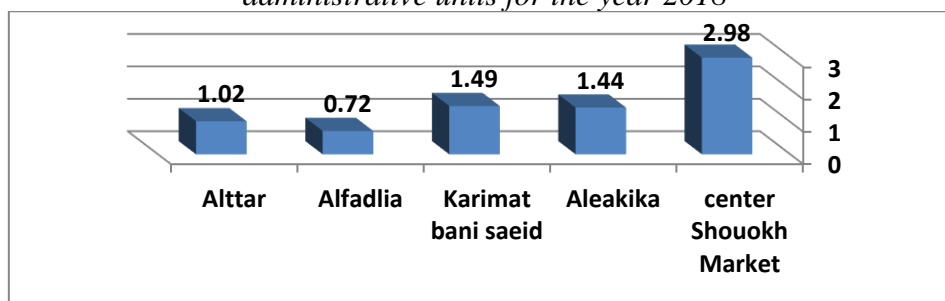
Table (4) *The crude divorce rate in Souq Al-Shuyoukh district, by administrative units, for the year 2018*

1 D-1b	Total population	Divorces	Raw divorce rate (in thousand)
center Shouokh Market	107373	321	2.98
Aleakika	42098	61	1.44
Karimat bani saeid	52271	78	1.49
Alfadlia	48030	35	0.72
Alttar	17631	18	1.02
Total	267403	522	1.95

Source: *the researcher's calculations based on:*

Prepare Population depending on: the Republic of Iraq, Ministry of Planning, Department of Development Regional And the local, local planning department (the developmental reality of Souk Al-Shuyoukh district 2018)

Figure (3) *The crude divorce rate in Souq Al-Shuyoukh district, according to the administrative units for the year 2018*



Source: *The researcher based on Table (4).*

The second topic: (social characteristics of divorced women)

Numerical and proportional distribution according to Educational level :

There is no doubt that education is the most important pillar of human development and its most prominent indicators, in addition to being the cornerstone to Promoted And the The

progress of peoples, and education is the main pillar capable of creating and building the human elements qualified to exploit natural resources that do not guarantee the achievement of development in isolation from the presence of the human element who is able and qualified to exploit those resources in the best way.⁽¹⁵⁾ Hence, it has known from an early age the role of education in social and economic development, the status of women, health and family size. This role has been confirmed by many studies and research⁽¹⁶⁾.

Through Table (5) and Figure (4), it is clear that there is a significant correlation between the educational level and the phenomenon of divorce, which took a descending curve with the rise in educational qualifications, as more than half of the total divorce cases (66.1%) were for the primary level, without or for the semi-literate levels as well. It is sometimes called, as for divorce rates for those who are level A. To medium Lost I swallowed their percentage 16.7% Of the total divorce cases in the city, and at the preparatory level the big decline begins, to record this level a percentage 7.9% Of total divorces in the country Spend. As for obtaining a diploma, it scored a percentage 4.6% And Bachelor's degree 4.4 The divorce cases were settled at 0.4% For postgraduate degrees (Masters and PhD). It is natural for education to have an important role in limiting the phenomenon of divorce. The greater the wife or husband's lack of education, the greater his responsibilities towards his family. More Reluctance to accept the principle of destroying her and asking for a divorce, and this is consistent with what some sociologists have argued that the educated and the educated More Dislike and dislike For divorce, And more Of others as well in bearing Family obligations "⁽¹⁷⁾. schedule (5)

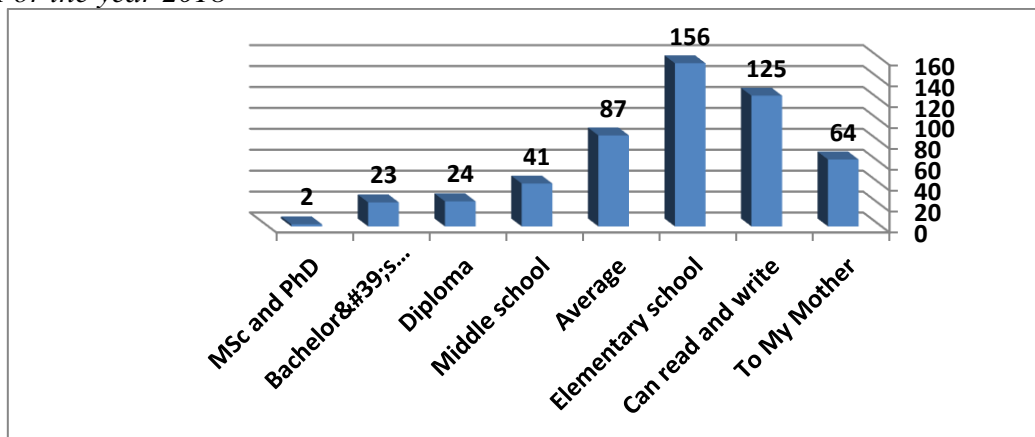
Total Divorce cases in Al-Shuyoukh Market District According to educational level For the year 2018

The level	To My Scientific Mother	Can read and write	Elementary school	Average	Middle school	Diploma	Bachelor's degrees	MSc and PhD	Total
Number	64	125	156	87	41	24	23	2	522
Percentage	12.2	23.9	29.9	16.7	7.9	4.6	4.4	0.4	100%

Source: The researcher based on:

Republic of Iraq, Ministry of Justice, Personal Status Court in the district of Souq Al-Shuyoukh city, unpublished data for 2018.

The Form (4) Total Divorce cases in Al-Shuyoukh Market District According to educational level For the year 2018



Source: The researcher based on Table (5).

Numerical and proportional distribution according to Professional installation:

There is no doubt that finding out the reality of these characteristics is of great importance through which the judgments of describing the population and making detailed comparisons between them can also identify the human resources that society possesses, which are necessary to analyze demographic processes such as births, deaths, and migration and their impact on population growth, size, distribution and social and economic composition.⁽¹⁸⁾ The economic structure is one of the important elements in the study of the composition of the population. Through its study, it can determine the features of economic activity and the importance of its elements and their connection with the conditions of the geographical environment. The economic structure contributes directly to determining the size of the future workforce, depending on the direction of the rates of change in population growth, their social characteristics, the female contribution to the workforce and the educational level of the population.⁽¹⁹⁾ The profession has multiple social impacts through its effects on the individual's monthly income, leisure time, degree of contact and coexistence with various social classes.

By observing table (6) and figure (5), it becomes clear that there is a large percentage of divorce cases in the city that are the share of the unemployed and the earning, as the divorce cases among them reached 185 divorce cases, or 35.5% of the total divorce cases in the Al-Shuyoukh district for the year 2018, and naturally this increase indicates the problems arising from the economic reality. Consequently, marital life is exposed to problems that sometimes lead to divorce. As for the earners, most of them work in marginal, temporary and low-paid occupations.

As for the divorce rates among retirees and the military, low rates were recorded, which reflects the length of marital life, and it is natural for the numbers and rates of divorce among retirees to decrease because they have spent a long stage in their cohabitation life and have become familiar with the features, trends and tendencies of some of them not to mention the presence of children.

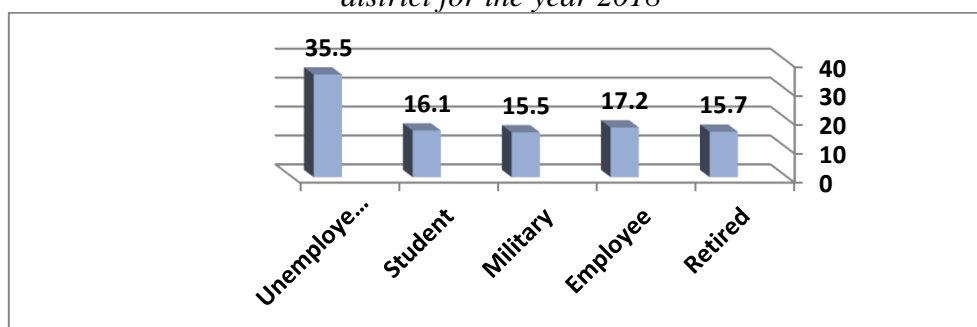
Table (6) *The numerical and relative distribution of divorced people by profession in the Souk Al-Shuyoukh district for the year 2018*

Career	Retired	Employee	Military	Student	Unemployed and gainful	Career
Number	82	90	81	84	185	522
Percentage	15.7	17.2	15.5	16.1	35.5	100%

Source: *The researcher based on:*

Republic of Iraq, Ministry of Justice, Personal Status Court in Souk Al-Shuyoukh District, unpublished data for 2018.

Figure (5) *Percentage distribution of divorced people by profession in Souq Al-Shuyoukh district for the year 2018*



Source: *The researcher based on Table (6).*

Variables related to the phenomenon of divorce

Affected by divorce With many Variables including the inciting background Waterproof and environmental For the individual and the level of education ^(2.0), As and Lead The cultural level of the spouses has a big role in the continuation of married life, so the problem of divorce has been associated with low educational levels ^(2.1), And low pension incomes. as such Affected Divorce based on customs, traditions, environment, profession of the spouses, level of housing and its ownership. And in pain Wasted Next, we will try to find out the most important variables related to the phenomenon of divorce, according to the available data.

The economic factor (Monthly income)

The family’s need to feel economic security parallels its need to feel mental and psychological health. The decline in the family’s economic resources affects J Physiological, mental and social aspects. When the head of the family fails to satisfy the basic needs of his family, he loses confidence in himself and falls prey to fears and anxieties ^(2.2).

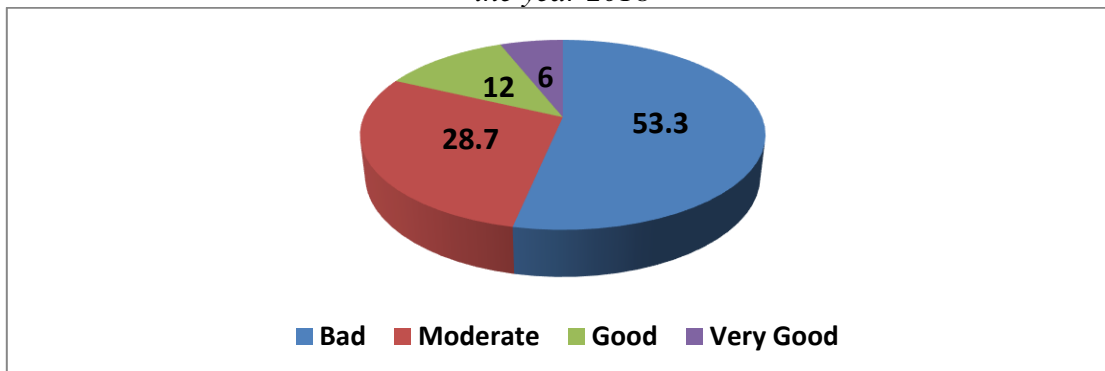
And to show the impact of the economic factor, the questionnaire form included a question about the assessment of the absolute or absolute of his monthly income, and the researcher avoided including any figures that include the monthly amounts due to the reluctance of most citizens to mention the real numbers of various social factors, and the results of the questionnaire were included in Table (7) and Figure (6) From this, it is evident that more than half of the sample had poor incomes (53.3% of the total sample), while 28.7% of the total sample indicated that their income was at the average level, while the percentage of those with good incomes decreased to 12% of the total sample and 6% for those with incomes. Very good. And for the sake of knowing the relationship that exists between Monthly income level And divorce rates , Cyberman’s correlation coefficient was applied *** It was shown that it is equal to one, so the correlation coefficient with this indicates a strong (complete) direct relationship between the economic variable (monthly income) and divorce cases.

Table (7) Distribution of divorce cases according to monthly income in Souq Al-Shuyoukh district for the year 2018

Economic level	Bad	Moderate	Good	Very Good	Total
Number	80	43	18	9	150
Percentage	53.3	28.7	12	6	100%

Source: the researcher based on the questionnaire distributed in April 2018.

The shape (6 Divorce cases according to monthly income in Souq Al-Shuyoukh district for the year 2018



Source: the researcher based on the table (7).

Divorce according to the housing type:

The housing problem means that the built housing is less than the needs of citizens and families, and the average citizen cannot obtain a rental or own housing, due to the high Valuable Rent and housing unit costs, in a manner that is not commensurate with his income, which is a multi-faceted problem as it relates to economic issues And the Social ⁽²³⁾, Housing plays an important social role, and many social problems facing the individual and the family are related to it.

The questionnaire questionnaire showed that 79 cases of divorce, the spouses were living with the family, i.e. 52.7% of the total sample, which indicates the connection of the phenomenon of divorce to housing with the parents because that is a cause for problems, as the residence with the family is a cause for the emergence of social problems, multiple views and interference in Spouses' affairs, which ultimately leads to the aggravation of problems and then an increase in the possibility of divorce. The percentage of divorced persons living in the housing of the king was (11) cases, or 7.3% of the total sample, while the lessors recorded 29.3%, or 44 cases of the total divorce cases. As shown in Table (8) and Figure (7).

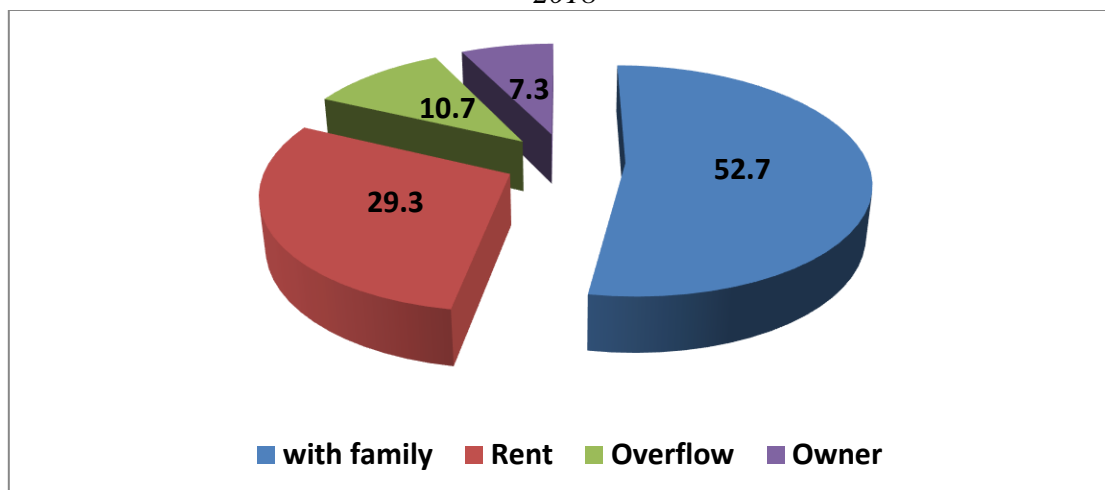
The Cyberman correlation coefficient showed that it is - 0.84, which indicates a clear inverse relationship between the variables related to housing and divorce cases.

Table (8) *Distribution of divorce cases according to housing type in Souq Al-Shuyoukh district for the year 2018*

Type of housing	with family	Rent	Overflow	Owner	Total
Number	79	44	16	11	150
Percentage	52.7	29.3	10.7	7.3	100%

Source: *the researcher based on the questionnaire distributed in April 2018.*

Figure (7) *Divorce cases according to housing type in Souk Al-Shuyoukh district for the year 2018*



Source: *The researcher based on Table (8).*

Divorce according to the length of marital life

Divorce cases are related to the duration of marital life, as the questionnaire form as in Table (9) and Fig. (8) showed that 80 divorce cases, by 53.3% of the total study sample in the Senate market, the marital life period was less than a year, while the marital life that ranges

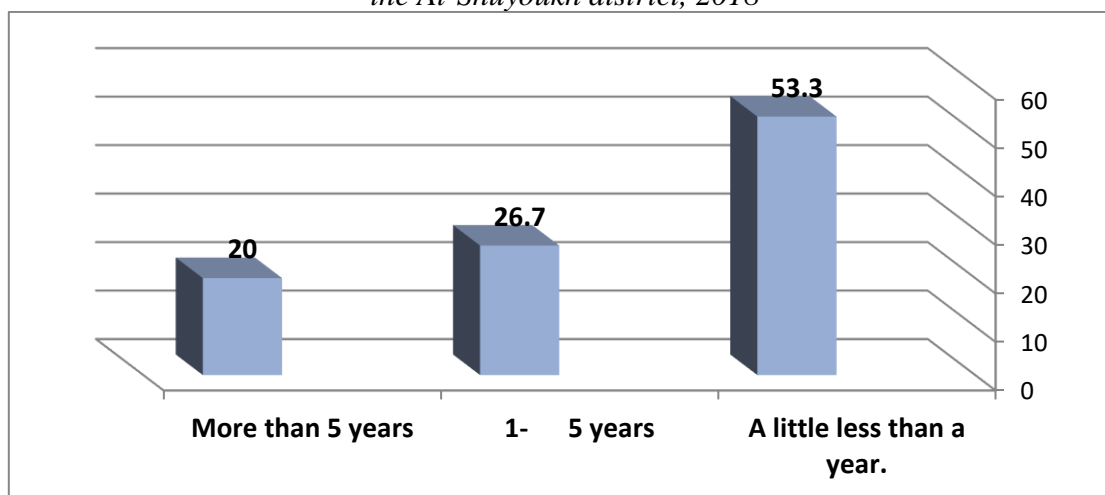
from Between 1-5 and the presence of 40 divorce cases, by 26.7% of the sample, that is, more than three quarters of the divorce cases for the sample. As for those who have been married for more than five years, they have had 30 divorces, at a rate of 20%, and when applying the Siberman coefficient, it appeared to be equal to 0.89, which is a strong relationship indicating the prevalence of the phenomenon of divorce among those who have only been married for a short period. It is natural for the divorce rate to decrease "in advanced age groups due to the length of ten years and the presence of children as a link to the permanence of the marital relationship."⁽²⁴⁾.

Table (9) *Distribution of divorce cases according to the length of marital life according to the sample in the Al-Shuyoukh district for a year 2018*

Married life, huh? Whoa.	Number of divorces according to the sample	Percentage
A little less than a year.	80	53.3
5 years	40	26.7
More than 5 years	30	20
Total	150	100%

Source: *the researcher based on the questionnaire distributed in April 2018.*

Figure (8) *Divorce cases according to the length of marital life, according to the sample in the Al-Shuyoukh district, 2018*



Source: *The researcher based on Table (9).*

Conclusions and Recommendations

- 1- The study revealed a great variation in the distribution of divorce cases according to the administrative units of the Al-Shuyoukh district, as the district center ranked first due to the expansion of the urban area.
- 2- The lack of knowledge of young people about the burdens of marriage has a great impact on the spread of divorce, which is called the Baala, which is not limited to financial and physical ability only, but is the ability to bear the responsibility of marriage and bear the burdens of the family.
- 3- Divorce cases are closely related to the educational level, as the study showed that more than half of the sample divorce was for those at the level of illiteracy or near-illiteracy (66%).
- 4- More than half of the sample had poor incomes (53.3% of the total sample), while 28.7% of the total sample indicated that their income was at the average level, while

- the percentage of those with good incomes decreased to 12% of the total sample and 6% for those with very good incomes.
- 5- Divorce cases are related to the duration of marital life, as the questionnaire showed that 80 cases had the duration of marital life less than a year, while marital life, which ranged between 1-5, indicated the existence of 40 divorce cases.
 - 6- The study recommends the necessity to provide adequate housing for newlyweds to avoid one of the marital obstacles and problems that cause divorce.
 - 7- Work to establish councils and offices for guidance and direction, and treat psychological cases related to this matter, in addition to addressing marital problems and divorce problems.
 - 8- The necessity for the concerned authorities to provide a spatial information base for divorce cases, their causes and variables related to them.
 - 9- Media and methodological focus on the seriousness of the phenomenon of divorce and its disastrous effects on the individual and society.
 - 10- Work to support divorced women by increasing the amount of social care and embracing children and taking care of them so that they do not fall a Being trapped in homelessness, loss, crime, and deviant behavior.

(Questionnaire form)

Income: wretched ___ Average ___ Good ___ Very good ___.

The housing case: With family ___ Rent ___ Overflow ___ Owner ___.

The duration of marital: life is less than 1 year ___ 1- 5 years ___ more than 5 years ___.

Margins and sources

⁽¹⁾ Kafafi, Ala El-Din, 1999, Family Counseling and Psychotherapy - The Communication Coordination Perspective, 1st Edition, Arab Thought House, Cairo

* God Almighty mentioned divorce in his noble book Surat al-Talaq, Surat al-Baqarah and Surat al-Nisa 'and mentioned many of its provisions and legislations. , As in the verse (divorce twice Vamsak good, or layoffs in truth it is not permissible for you to take your making Ateetmohn nothing but Akhava not forge a borders of God, the fear not forge a borders of God, do not stand on them with those Avcdt by the limits of Allah do not transgress them and go beyond the limits of God, these They are the unjust) Al-Baqarah 229

If divorced women Fbghann Ojhin confine them good, or Sarhohn Bmarov not Thompskohn Dharara to transgress and who does it have the injustice itself does not take the verses of Allah in mockery and remember the grace of Allah upon you and what was revealed to you from the book and wisdom admonishes him, and fear Allah, and know that God's knowledge of all things - Cow - verse - 231

If divorced women Fbghann Ojhin do not prevent that their husbands got married if Tradoa including the Promotion of Virtue that preached him of you believe in God today; that is purer for you and purer, and Allah knows and you do not know - Cow - verse - 232

(And for those who fear their disobedience, exhort them, abandon them in their beds, and strike them, for if they obey you, do not seek a way for them, because God was great above me) Surah Al-Nisa 'verse 34

(2) Aida Muhammad Salem Al-Janabi, Social and Cultural Variables of the Divorce Phenomenon with a Field Study of the Divorce Phenomenon in the City of Baghdad, Cultural Affairs Department for Printing and Publishing, Baghdad, 1983, p. 17.

- (3) Fathi Mohammed Abu Ayyana, Population Geography, Foundations and Applications, 4th Edition, University Knowledge House, 1993, p. 436.
- (4) Shaker Awad Dahi, A Geographical Analysis of Divorce Cases Registered in Al-Muthanna Governorate, Master Thesis, Faculty of Arts, Dhi Qar University, 2015, p.15.
- (5) Fahmi Salim Al-Ghazwi and others, Introduction to Sociology, First Edition, Dar Al-Shorouk for Publishing and Distribution, Amman, 2006, p. 22
- (6) Laila Bint Saleh Muhammad Zaazou, Introduction to Social Geography, Arab Science Publishers, King Fahd National Library during publication, Riyadh, 2007, p. 23
- (7) Abdullah Ibn Ahmad Bin Saad Al-Ghamdi, Field Study in the Field of Geography and the Role of Muslim Geographical Scholars in It, The World of Knowledge Series, Kuwait Foundation for the Advancement of Sciences, Kuwait, 2005, p. 3
- (8) Hussein Aliwi Nasser Al-Ziyadi, Land of Civilizations Geography of Dhi Qar Governorate, Dar Al-Fayhaa for Printing and Publishing, Beirut, 2017, p. 23.
- (9) Republic of Iraq, Ministry of Justice, **Supreme Judicial Council, unpublished data** .
- (10) Republic of Iraq, Ministry of Justice, Dhi Qar Appeal Court, 2018 .
- (11) The rates of increase were extracted by the researcher based on the following equation:
 Number of cases in the following year - the number of cases in the previous year
 Increase Ratio = ----- X 100
 The number of cases in the previous year
 Source: based on:
 Abdul-Hussein Al-Zaini, Methods and Measures of Agricultural Statistics, Al-Ani Press, Baghdad, 1973, p. 78 po T
- * The growth rate was calculated by the researcher according to the following equation (———
 -1) X100 $\sqrt{R} =$
- po = first enumeration. Pt
 pt = last count.
 R = Annual rate of growth.
 T = the number of years between censuses.
 Source: UN, Demographic, Year book, 1988, p. 15
- (12) Safouh Khair, Geographical Research, Its Methods and Methods, Mars Publishing House, Riyadh, 1990, p. 315.
- (13) Rashid bin Muhammad Al-Khorayef, Population: Concepts, Methods and Applications, King Saud University, Riyadh, 2003.
- (14) Hussein Aliwi Nasser Al-Ziyadi And the Ruler Nasir Hussain Al-Khaqani, Geographical analysis of health services in the city of Souk Al-Shuyoukh and its future prospects, a study in the geography of services using GIS, Dhi Qar University Journal, Volume (9), 2014, p.203
- (15) Hussein Aliwi Nasser Al-Ziyadi, Some Development Indicators in the Marshlands of Southern Iraq, Journal of the College of Education, University of Wasit, a special issue on the research of the Fourth Scientific Conference, 2011, p. 147.
- (16) Rashid bin Muhammad Al-Khorayef, Educational Characteristics of the Population in the Kingdom of Saudi Arabia, Journal of the College of Humanities and Social Sciences, Qatar University, Issue (24), 2001, p.11.
- (17) Hussein Aliwi Nasser Al-Ziyadi, The spatial variation of the phenomenon of divorce in Dhi Qar Governorate (a study in social geography), Iraqi Geographical Society, No. 68, Vol. 1,2011, p. 47.
- (18) Abdel-Moneim Abdel-Hay, Population Science (Theoretical Foundations and Social Dimensions) 1st Edition, Modern University Office, Alexandria, 1985, p. 86.
- (19) Fathi Muhammad Abu Ayyana, Population Geography, previous source, p. 313 .

-
- (20) Yunus Hammadi Ali, Principles of Demographic Science, Directorate of Dar Al Kutub for Printing and Publishing, University of Mosul, 1988, p. 380.
- (21) The Memory of Muhammad Hussain Al-Banna, Divorce in Light of the Impact of War and Economic Blockade, Master Thesis (unpublished), Department of Sociology, College of Arts, University of Baghdad, 1995, p.63.
- (22) Ali Al-Din Al-Sayed, Family and Childhood in the vicinity of Social Work, 13th Edition, Cairo, 1995, pg. 24.

*** The statistical formula for Spearman's correlation coefficient is:

$6 \times nJ(P) - 2$

$T = 1 - \frac{6 \times nJ(P) - 2}{N(n^2 - 1)}$

$N(n^2 - 1)$

Where: - R = the correlation coefficient, P = the sum of the difference between the percentage of neighborhoods area for the city and the number of residents living on it. N = number of observations (values), while (1,6) is a fixed number.

Source:

- Mujmed Azhar Al-Sammak, Ali Abbas Al-Azzawi, Geographical Research between Methodology, Quantitative Methods and Contemporary Information Technology, First Edition, Al-Yazouri Scientific Publishing and Distribution House, Jordan, 2011, p. 251.
- (23) Khalis al-Ash'ab and Sabah Muhammad Mahmud, Morphology of Medina, Baghdad University Press, Baghdad, 1983, p. 142.
- (24) Naji Sahem Rasan, Family Size in Wasit Governorate, Journal of the Literature of Kufa, Volume (1), Issue (2), 2008, p. 120.