

## **Role of Social Entrepreneurship in The Socio-Economic Development of The Developing Countries**

**By**

**Dr. Deepa Singh**

**Assistant professor**

Department of Business management and entrepreneurship  
Dr. Rammanohar Lohia Avadh University (Ayodhya)India.

Email: [daissey.singh@gmail.com](mailto:daissey.singh@gmail.com)

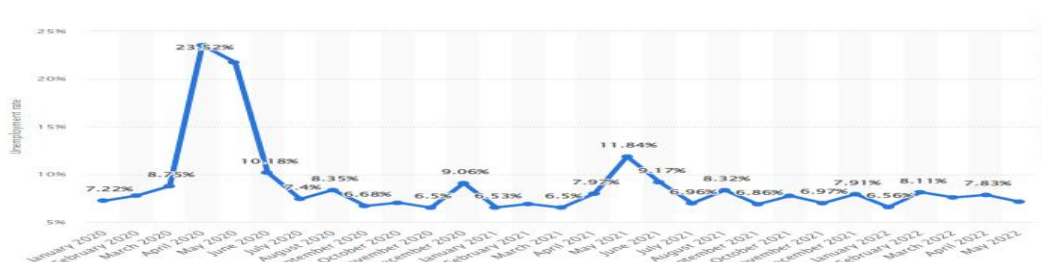
### **Abstract**

The research study has been dealing with social entrepreneurship where most of the social entrepreneurs and organisations have been looking after and identifying some social problems. The article prioritises the fact that the country scenario is required to be improved with the help of the company scenario. The country scenario is equivalent to society change where every organisation through its business activities is required to enhance society, try to reduce social problems and come up with social solutions. The main findings of the article show that India has witnessed a degrading condition through less socio-economic development whereas the GNI and GDP rates of Afghanistan and Algeria have improved to a certain extent.

**Keywords:** Social entrepreneurship, Social entrepreneur, Social enterprise, socio-economic development, social problem

### **1. Introduction**

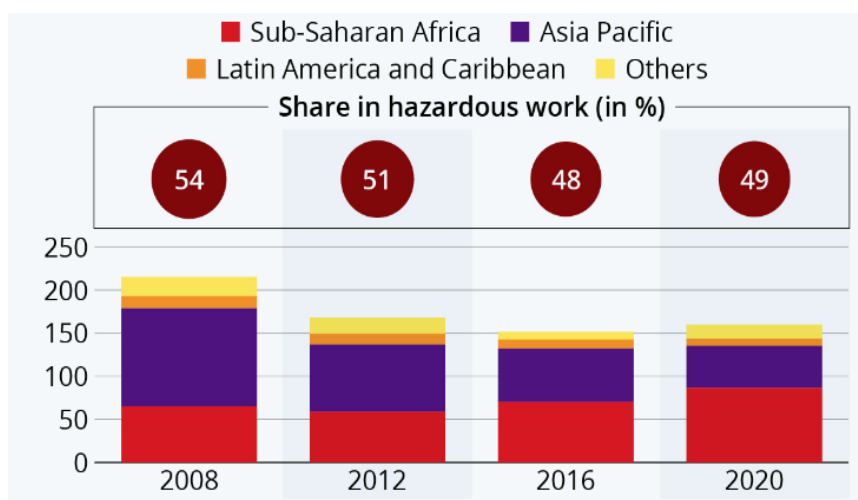
The research article is about social entrepreneurship where the primary purpose of a social entrepreneur is to recognise social problems and bring about social change within the society. Social entrepreneurship has eventually changed its focus toward building a sustainable future. In the wake of gaining profitability in an existing market, it sometimes becomes impossible for organisations to change the focus in such a direction. The focus on the creation of social capital without delving into measuring organisational performance in respect of monetary terms has been considered one of the difficult aspects for organisations. Poverty, malnutrition, child abuse, unequal opportunity, racism and others are certain examples in terms of social problems (Business-standard, 2020). However, there are some issues behind the increase in poverty, unequal opportunity, malnutrition and others which are important to understand as the causes behind those social problems. These social problems have a negative effect on a huge number of people in a country.



**Figure 1:** Slight decrease in the unemployment rate in India in 2022  
(Source: Statista, 2022)

Due to the recent Covid19 situation, consumption expenditures have witnessed a decrease and the expenditures spent on development by the public have also reduced thereafter which is one of the reasons behind poverty and malnutrition in India. 7 million people have encountered job losses in India which has eventually instilled a sense of fear among people to spend more on consumption and developmental activities (Theglobalstatistics, 2022). The unemployment rate has not much reduced in 2022 and it can be seen in the above graph that the unemployment rate has been around 7.91% in 2021 which has become 7.12% in May 2022 (Statista, 2022). Therefore, the unemployment rate from the previous year to the current year has not increased much and a slight decrease in the rate has been one of the reasons behind abstaining people to spend on products and services.

There are around 24 lakh cases of child sexual abuse on online platforms between 2017 and 2020 where 80% of victims are considered to be girls below 14 years of age (Business-standard, 2021). The sharp increase in online child abuse is because of the incapability of cybercrime departments to tackle online abuses in society. However, in the long run, CBI has involved itself in targeting 50 social media groups possessing around 5000 participants around the globe (Business-standard, 2021). India has not been progressing as women have not been provided with equal opportunities however, around 50% of the population has been constituted by women (Business-standard, 2020). The reason for not offering equal opportunities to women reflects the patriarchal mindset among men in the country. Women Reservation Bill that claims for women's reservation in Lok Sabha as well as in state legislatures has passed the hurdle of Rajya Sabha however; it has lapsed in the long run because of the dissolution that has taken place in 2014.



**Figure 1:** *Decrease in the fight in correspondence against child labour in Asia Pacific countries*  
(Source: Buchholz, 2021)

Women are not provided with equal opportunities even in the form of granting them permission in Lok and Rajya Sabha. Thus, it is a growing social problem in the country where women are becoming victims of unequal opportunities despite possessing skills and knowledge of the industries. Child labour is an issue that has resulted from poverty and malnutrition where it has been reported that there are around 160 million children who have become victims of child labour. 9 million children have a chance to become victims of child labour in 2022 (Pandit, 2021). However, the fight in terms of child labour has also stalled in 2020, especially in Asia-Pacific countries (Afghanistan, India and others) (Buchholz, 2021). The government have been failing to offer social protections to these children and take

appropriate measures to curb child labour. The paper delves into evaluating the importance of social entrepreneurship within the domain of socio-economic development of some chosen fastest developing countries.

## **2. Review Literature**

Several articles and journals are reviewed for gathering knowledge about the impact of social entrepreneurship on socio-economic development within different developing countries. Gained knowledge and gathered information about social entrepreneurship and its impact on social changes as well as economic development of developing countries are presented below.

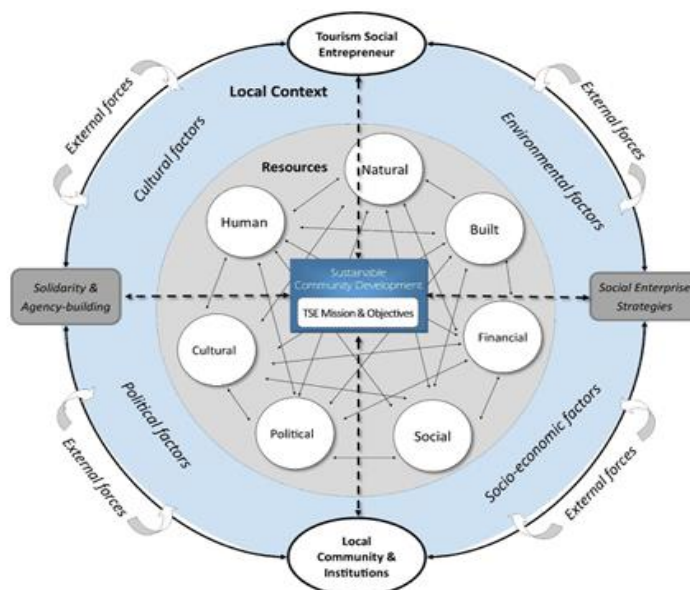
According to Gupta et al. (2020, p.2), social entrepreneurship is a type of process developed by entrepreneurs and start-up companies. This particular approach is focused on maximising financial development of the organisation as well as social development. The process includes some particular steps such as identification of social issues, setting goals, strategic implementation and reviewing the results. Firstly it is important for social entrepreneurs to identify potential social issues that are negatively impacting socio-economic conditions. Thereafter, creative thinking and critical thinking skills are essential for implementing appropriate strategy. The major focus of social entrepreneurship organisations is to produce specific types of products and services that are capable of reducing social issues.

As per the description of Bansal et al. (2019, p.7), apart from that, there are four types of social entrepreneurship approaches such as community social entrepreneurship, non-profit social entrepreneurship, transformational social entrepreneurship and global social entrepreneurship. Thereafter, social entrepreneurship is important for sustainable development of the economic and social conditions in the developing countries. It is stated that social entrepreneurship works as a key driver for effective social change in different developing countries. This approach requires effective creative thinking skills and critical thinking skills and lack of these skills becomes the largest challenges in developing countries. Hence, social entrepreneurship is an innovative way for integrating resources for socio-economic development.

Rosca et al. (2020, p.6) stated, social entrepreneurship is the fastest growing field in developing countries in recent times. It is identified that business entrepreneurs are focused on improving socio-economic development along with financial development of their companies. Thereafter, the number of women entrepreneurs is increasing who are also contributing to socio-economic development of different countries. As an example, Rangсутra is an Indian sustainable cloth manufacturing company. There are only women employees in the company who belong to small towns and villages in India. Environmental sustainability is enhancing as the company is producing sustainable clothes as well as women employment is established. Along with that, women in small towns and villages are becoming financially independent which leads to socio-economic development.

According to the opinion of Agarwal et al. (2020, p.3), social entrepreneurship is an effective way of sustainable development of women empowerment. Gender inequality is one of the major social issues in the societies of developing countries. It is important to establish women empowerment for solving this social issue which leads to socio-economic development. As an example, Red Gold is a company in Afghanistan which cultivates and sells Afghan saffron in the global market. The company hires female employees which

enhances economic stability of women as well as establishes women empowerment (Redgoldofafghanistan, 2022, p.1). Therefore, it can be stated that social entrepreneurship is an important and effective approach for developing countries.



**Figure 3:** Conceptual framework involving social enterprise in tourism industry ensuring community development

(Source: Aquino et al. 2018)

Aquino et al. (2018, p. 2) contemplated the promotion of a different business model that has the goal for eradication of several social problems including poverty, unemployment, degradation of public health and others. Social enterprises aim to distribute both social and economic wealth between people in comparison with the role of traditional and commercial enterprises whose aim is to increase both personal and shareholder wealth. Social entrepreneurship is synonymous with "social innovation" as the adoption of various creative ideas reflects a positive impact on people's quality of life. Continuous innovation in terms of solving societal problems needs to ensure sustainable transformation within society. Total wealth is an aspect of social as well as social benefits that are used by social enterprises to improve the well-being of society. Tourism enterprises incorporate corporate social responsibility (CSR) within their company agenda where enterprises provide direct benefits through operations that enhance the development of local destinations. The industry needs human resources, therefore, needs to provide income and also employment to the local population.



**Figure 4:** Transformation of small business into social entrepreneurship

(Source: Sengupta et al. 2018)

Sengupta et al. (2018, p. 775) argued that entrepreneurship has evolved from mid 20th Century till the 21st Century that has eventually witnessed a transition from technology-driven to a phase of innovation-barreled transformation. Conversely, social entrepreneurs are considered to be altruistic entrepreneurs that have been involved in providing economic value to communities in an attempt to generate social value. The “social enterprise school” focuses on earned-income strategies that are involved in fulfilling a certain social mission whereas the “social innovation school” prioritises social innovation. There are several social enterprises such as Aravind Eye Care Hospitals, SEWA, Sulabh, and others across the globe. In India, social entrepreneurship has drawn its influence from the “Ashoka Fellowship program”. Social entrepreneurship has led to the building of schools of thought namely, “Social Enterprise School”, “Social Innovation School”, and others.

Sengupta et al. (2018, p. 776) mentioned Bill Drayton (a social entrepreneur from New York) who tried to create a division between capitalism and also socialism by merging social innovation along with market orientation that has eventually inspired several Indians to develop themselves as social entrepreneurs. However, Mahatma Gandhi in India has a renowned social entrepreneur involved in bringing transformation of the sanitation industry through the help of toilet technology to develop rural India as an “open-defecation-free”. Small businesses turn into social entrepreneurs and play a significant role in poverty reduction and the development of social capital. However, social entrepreneurship has also brought changes within men’s mindsets to emancipate women from cultural and also social taboos.

Gupta et al. (2020, p.223) considered that social enterprises as a platform of social goods and market-aligned tools as well as techniques. Social entrepreneurship is a novel activity creating producer surplus through the reduction of negative externalities and creation of positive externalities through merging social and entrepreneurship constructs. Hrudayalaya Ltd. is a public limited company in India providing affordable medical services to several poor people. In this regard, social entrepreneurship is relatable to individuals and also business activities associated with entrepreneurial activities denoting a social purpose. Therefore business activities of an organisation make it a social entrepreneur where the selected organisation is trying to reduce poverty in India. It has been further found that country-level inequality poses a question on engagement likelihood within social entrepreneurship where it has been seen that social entrepreneurs are not sure to make investments in a country with unequal income levels. However, support from governments for non-profit organisations helps them to meet community requirements and overcome certain financial difficulties.

Cieslik (2018, p. 355) argued that commercial microfinance offers a perfect example in respect of for-profit shifts within developing countries. The private resources within commercial microfinance are going to increase and aim to compensate for the predicted abatement within state-administered aid that has been assumed to be a mechanism leading toward large-scale economic along with social change. Most of the social enterprises have emerged from clubs associated with women's savings where women themselves have been undertaking certain initiatives to improve women's empowerment. However, countries need to be praised as well as those countries such as Afghanistan that have been providing grounds to enhance women's stance and become women owners of social enterprises. Bottom of the Pyramid (BOP) is an innovative approach to entrepreneurial trends that emphasises sustainable co-creation as well as frugal innovations in the form of development strategy in the markets. The ground within social enterprises has been laid through BOP where BOP

offers encouragement for cross-sector partnerships along with the promotion of development frameworks of entrepreneurship. In case partnership gets distributed then it leads to resolving more social problems by social enterprises as per this approach.

Rural	Urban
Greater use of government infrastructure funding (consistent with local economic development objectives)	More likely to access public programmatic funding (consistent with welfare objectives)
Emphasis on leveraging community assets – including community finances and physical assets owned by local governments	Emphasis on leveraging in-kind contributions from corporate partners
Reliance on volunteers	
Rural and urban	
Accessing philanthropic and/or government funding Local governments as sources of material assets and expertise Bootstrapping activities across mature and expanding social enterprises Bricolage as a form of resourcefulness Networks important as an intrinsic resource and as conduit for accessing other resources	

**Figure 5:** *Differences between rural and urban social enterprises*  
 (Source: Barraket et al. 2019)

Barraket et al. (2019, p. 195) opined that endogenous development has been considered to be effective for making communities believe to have the best place to further manage and also built economic activity. The social enterprises have been seen to have remained with the endogenous approach where the enterprises establish a link between resources that have been embedded within the local level. Intangible resources and soft infrastructure including social capital help in the formation of specific networks between trust and also reciprocity with interaction with different materials, natural resources and also financial resources important for rural community development. Social capital and also community development have been interconnected with each other and social enterprises are in dire requirement of resources to ensure community development. For rural development, assistance through government funding is beneficial for the accumulation of resources while for urban social enterprises, accessibility towards public programme funding has been seen to be effective.

### 3. Study Objectives

The empirical research aims to evaluate social problems and the achievement of social changes through social entrepreneurship through the employment of entrepreneurial principles and operations while analysing the socio-economic development of some developing countries. Some socio-economic indicators are required to be considered such as GNP per capita, GDP, unemployment levels, and poverty in developing countries. The five selected countries for this research are Argentina, India, and Algeria while identifying some of the social entrepreneurs' principles as well as operations that have been contributing to socio-economic development over 4 years (Worlddata, 2022). These countries are facing social problems and have also been trying to attain social change to ensure socio-economic development.

Social entrepreneurship not only prioritises social problems which have been the main reasons behind the increase and decrease in economic development, however, social entrepreneurship also focuses on certain environmental problems. The population of developing countries have been estimated to be around 6.7 bn while expenditures spent in terms of education have been around 3.9 %, the unemployment rate has been around 6.6%

followed by birthrate and the life expectancy rate is around 18.7% and 71.4 years (Worlddata, 2022). The research article points out socio-economic development therefore social and economic indicators have been assumed to analyse the significance of social entrepreneurship. The sample design has been involving developing countries as per socio-economic indicators as follows:

**Table 1:** *Selection of the developing countries and identification of some selected social enterprises*

Sl No.	Identification of the developing country	Name of Social Entrepreneur organisation/ Enterprise
1	Afghanistan	Red Gold
2	India	Rang De
3	Algeria	SOS Children's Villages

(Source: Self-developed)

## 4. Results and discussion

3 countries have been selected for the research article whose socio-economic indicators over 4 years have been obtained and presented in a data analysis tool that is Microsoft Excel (Ms Excel). Following this research, secondary data have been collected to carry out the secondary quantitative research method. The data that has been derived in the form of secondary data has been further evaluated on statistical software that is Statistical Package for Social Sciences (SPSS) (Purwanto et al. 2021, p. 216). This software is found to be the most effective software to conduct statistical analysis.

In addition, the research article has been based on empirical research that revolves around observation and also measurements of a specific phenomenon synonymous with significance revolving around social entrepreneurship affecting the socio-economic development of some selected developing countries. The dataset has been prepared in Excel with the identification of a set of variables associated with the socio-economic development of some countries primarily developing countries. SPSS software has been selected for performing regression, correlation, and anova.

## Findings

The findings have been presented below of the selected developing countries:

**A. Gross National Income (GNI) per capita:** GNI per capita refers to the dollar value within a country that has been obtained from residents and also businesses irrespective of the location within a country. Fair income distribution has been a motivating factor associated with effective employment and also business activities that enhance GNI per capita (Bilan et al. 2020, p. 429). The GNI rate in Afghanistan has been around 3.64, 3.77, 1.96 and 3.85 (Macrotrends, 2022). GNI of Algeria has been around 0.76, 0.75, 10.97 and 2.52 (Macrotrends, 2022). GNI of India has been mentioned as 8.33, 10.44, 4.88 and -9.08 (Macrotrends, 2022).

**B. Gross Domestic Product (GDP):** GDP describes the total monetary and market value of finished goods and services that have been produced within a specific country in a

particular period. Green investment in renewable energy can be adopted by companies to resolve social and environmental issues where the organisations will appropriately make use of natural resources to further contribute to the GDP of the country (Lyeonov et al. 2019, p. 3891). GDP of Afghanistan has been witnessed to be around 0.91, 6, 1.75, and 4.57 (Macrotrends, 2022). GDP of Algeria has been seen to be around 0.2, 0.1, 6.1 and 8.95 (Macrotrends, 2022). GDP of India is around -1.46, -0.34, -2.72 and -10.33 (Macrotrends, 2022).

**C. Unemployment rate:** The unemployment rate is a specific measurement of the availability of unemployed labour resources, however, seeking employment in a country. The government of a country has been seen to be offering funds for improving public health as well as schemes on unemployment insurance that eventually reduces the unemployment rate (NEPRAM et al. 2021, p. 764). The unemployment rate has been evaluated to be 0.02, -0.03, 0.07 and also 0.49 (Macrotrends, 2022). However, the unemployment rate of Algeria is reflected as 0.09, 0.09, 2.04 and 0.15 (Macrotrends, 2022). The unemployment rate in India is -0.07, -0.03, -0.06 and 2.73 (Macrotrends, 2022).

**D. Population:** Population is referred to as the overall number of people residing in a country. The population of Afghanistan is around 2.91, 2.93, 2.95 and 3.18 (Macrotrends, 2022). The Algerian population has been witnessed to be around 1.86, 1.75, 1.67 and 1.64 (Macrotrends, 2022). Indian population has been evaluated to be around 1.16, 1.09, 1.03, and 0.96 (Macrotrends, 2022).

**Algeria**

**Correlations**

		GDP (%)	Unemployment rate (%)
GDP (%)	Pearson Correlation	1	.369
	Sig. (2-tailed)		.631
	N	4	4
Unemployment rate (%)	Pearson Correlation	.369	1
	Sig. (2-tailed)	.631	
	N	4	4

**Figure 6: Correlation**  
(Source: SPSS)

The two variables have assumed that the growth of GDP is relevant to causing a decrease in the unemployment rate in Algeria. The pearson correlation has been 1 and 0.369 while sig (2-tailed) is 0.631.

**Model Summary**

Model	R	R Square	Adjusted R Square	Std. Error of the Estimate	R Square Change	Change Statistics			Sig. F Change
						F Change	df1	df2	
1	.369 <sup>a</sup>	.136	-.296	5.024628148	.136	.315	1	2	.631

a. Predictors: (Constant), Unemployment rate (%)

**Figure 7: Regression**  
(Source: SPSS)

The R value has been around 0.369, R square is 1.36, Adjusted R square is -296 while std error of the estimate is 5.02462, R square change is 1.36, F change is 0.315, df is 1, df is 2 and Sig F change is 0.631.



		ANOVA				
		Sum of Squares	df	Mean Square	F	Sig.
GDP (%)	Between Groups	58.457	3	19.486	.	.
	Within Groups	.000	0	.	.	.
	Total	58.457	3	.	.	.
Unemployment rate (%)	Between Groups	2.796	3	.932	.	.
	Within Groups	.000	0	.	.	.
	Total	2.796	3	.	.	.

**Figure 8: One-way Anova**  
(Source: SPSS)

The sum of squares is 58.457, 0.000 on a df of around 3.0 for a specific variable that is GDP while sum of squares is around 2.796, 0.000 on a df of around 3,0. The mean squares between groups have been 19.486 and 0.932.

## Afghanistan

		Correlations	
		Unemployment rate (%)	GDP (%)
Unemployment rate (%)	Pearson Correlation	1	1.000**
	Sig. (2-tailed)	.	.
	N	4	2
GDP (%)	Pearson Correlation	1.000**	1
	Sig. (2-tailed)	.	.
	N	2	2

\*\* . Correlation is significant at the 0.01 level (2-tailed).

**Figure 9: Correlations**  
(Source: Excel)

The pearson correlation has been 1 and 1.000 for a particular variable that is unemployment rate while pearson correlation has 1.000 and 1 for the other variable.

Model Summary									
Model	R	R Square	Adjusted R Square	Std. Error of the Estimate	R Square Change	Change Statistics			Sig. F Change
						F Change	df1	df2	
1	1.000 <sup>a</sup>	1.000	.	.	1.000	.	1	0	.

a. Predictors: (Constant), Unemployment rate (%)

**Figure 10: Regression**  
(Source: SPSS)

The model summary within regression shows R-value as 1.000, R square as 1.000, R square change as 1.000, df is 1, df 2 is 0 with no value of Sig F change.

		Sum of Squares	df	Mean Square	F	Sig.
GDP (%)	Between Groups	.353	1	.353		
	Within Groups	.000	0			
	Total	.353	1			
Unemployment rate (%)	Between Groups	.171	3	.057		
	Within Groups	.000	0			
	Total	.171	3			

**Figure 11: One-way ANOVA**  
(Source: SPSS)

The sum of squares has been estimated to be 0.353, and 0.000 while df values are 1,0, and 1 while mean squares are 0.353.

**India**

		GDP (%)	Unemployment rate (%)
GDP (%)	Pearson Correlation	1	-.975 <sup>a</sup>
	Sig. (2-tailed)		.025
	N	4	4
Unemployment rate (%)	Pearson Correlation	-.975 <sup>a</sup>	1
	Sig. (2-tailed)	.025	
	N	4	4

\*. Correlation is significant at the 0.05 level (2-tailed).

**Figure 12: Correlations**  
(Source: SPSS)

The pearson correlation is 1 and -0.975b while sig (2-tailored) is around 0.25 for evaluating GDP rate while pearson correlation is -.975 and 1, sig (2-tailored) is 0.025.

Model	R	R Square	Adjusted R Square	Std. Error of the Estimate	R Square Change	Change Statistics			Sig. F Change
						F Change	df1	df2	
1	.975 <sup>a</sup>	.950	.925	1.23751	.950	37.978	1	2	.025

a. Predictors: (Constant), Unemployment rate (%)

**Figure 13: Model Summary**  
(Source: SPSS)

The R-value is 0.975, R square value is 0.950, Adjusted R square is 0.925 while std error is 1.23751, R square change is 0.950, F change is 37.978, df is 1, df is 2 with Sig F change is 0.025.

		ANOVA				
		Sum of Squares	df	Mean Square	F	Sig.
GDP (%)	Between Groups	61.224	3	20.408	.	.
	Within Groups	.000	0	.		
	Total	61.224	3			
Unemployment rate (%)	Between Groups	5.811	3	1.937	.	.
	Within Groups	.000	0	.		
	Total	5.811	3			

**Figure 14:** Anova  
(Source: SPSS)

The sum of squares between the groups and within the groups for GDP has been estimated to be 61.224 and 0.000. The sum of squares for another variable is 5.811 and 0.000 while the df value has remained the same as 3 and 0. The mean square is 3 and 0 while mean squares between groups have been seen to be 20.408 and 1.937.

## Discussion

**Table 2:** Socio-economic indicators of Algeria

Year	GNI per capita (%)	GDP (%)	Unemployment rate (%)	Population (%)
2018	0.76	0.2	0.09	1.86
2019	0.75	0.1	0.09	1.75
2020	10.97	6.1	2.04	1.67
2021	2.52	8.95	0.15	1.64

(Source: Self-developed)

Assuming that GDP is the dependent variable (y) while unemployment rate is the independent variable (y) within this research article. The table shows that GNI rate of the country has increased in 2021 however; GNI rate has been quite low in 2018. The GDP growth of the country has witnessed an increased rate from 0.2% in 2018 to 8.95% in 2021 (Macrotrends, 2022). Unemployment has witnessed a reduction of 0.15 while population growth has reduced which means that the population or increase in the number of people in the country has been affected where a few people have not obtained employment. The unemployment rate has slightly increased that indicates that the country has still been providing employment. SOS Children's Villages is an important social enterprise in the country and this organisation has incorporated social change in the form of protecting and supporting young people and children, which can be considered the role of this particular enterprise (Sos-childrensvillages, 2022).

Algeria has been witnessing political instability and civil war where around 150,000 people have been killed. It has been further found that country has been facing issues such as human trafficking and also forced labour (child labour) and the organisation has been helpful to save the population in the wake of the reduction of population (Sos-childrensvillages, 2022). In case, the population encompassing young people has been saved then these people have been contributing to GDP and GNI growth and are no longer unemployed. Sig F value is 0.631 which is more than p value (p value > 0.05 means null hypothesis) therefore, the relationship between the variables confirms the existence of a negative relationship as there is a requirement for more organisations to reduce unemployment and poverty in the country.

**Table 3: Socio-economic indicators of Afghanistan**

Year	GNI per capita	GDP	Unemployment rate (%)	Population
2017	3.64	0.91	0.02	2.91
2018	3.77	6	-0.03	2.93
2019	1.96	1.75	0.07	2.95
2020	3.85	4.57	0.49	3.18

(Source: Self-developed)

GNI of the mentioned country has encountered a slight increase from 3.64 in 2017 to 3.85 in 2020 whereas the GDP growth from 0.91 to 4.57 has been quite high with an increase in the unemployment rate to 0.49% which indicates the vulnerable condition of the developing country (Macrotrends, 2022). There is an increase in population growth where a social enterprise in the form of Red Gold has been involved in producing saffron through the assistance of women therefore; this enterprise has been contributing to women's empowerment (Redgoldofafghanistan, 2022).

It has been further evaluated that every strand of saffron is finely harvested and also preserves aroma and natural properties. In this aspect, saffron is a product prepared by only women with no involvement of men in Afghanistan to bring about social change that has been contributing to GDP and GNI growth (Macrotrends, 2022). However, it can be carefully noticed that the country has failed to enhance unemployment where unemployment rate has gradually increased to indicate poor condition of employment. Increase in population of the country means that the country needs to provide more employment and think of reducing unemployment rates through improving GNI as well as GDP.

**Table 4: Socio-economic indicators of India**

Year	GNI per capita	GDP	Unemployment rate (%)	Population
2017	8.33	-1.46	-0.07	1.16
2018	10.44	-0.34	-0.03	0.09
2019	4.48	-2.72	-0.06	1.03
2020	-9.05	-10.33	2.73	0.96

(Source: Self-developed)

The table analyses the huge reduction in negative points of GNI per capita rate of the selected country where GDP has also been at negative rates from -1.46 to -10.33 while the unemployment rate has been around -0.07 and has become more positive in the form of 2.73. The unemployment rate has increased in the country with an increase in terms of unemployed young people. However, population growth has encountered a decrease from 1.16 to 0.96. In India, Rang De is an Indian pioneer that has been lending affordable credit to various unbanked communities (Rangde, 2022). The enterprise has been pioneering social investing in unbanked farmers, social entrepreneurs and others to enhance their business and help in increasing GNI and GDP. The Sig F change value is 0.025 which is less than 0.05 (p-value < 0.05 means alternate hypothesis) indicating existence of a positive relationship between the

variable where in 2022, the country has been witnessing a huge growth in GDP.

## 5. Suggestions

### **GNI per capita and GDP**

- The market value of goods and services can be improved by increasing the production of necessary products and services required by the people of the country rather than focusing on the development of unnecessary products and services.
- Improvement of non-monetary measures as per the quality of life of people that includes life expectancy, birth rates and others within a country as part of socio-economic development through enhancing GNI rate of developing countries
- Market value cannot be enhanced for an indefinite period therefore, a specific time is required to improve the market value as per consideration of GDP of the country.
- Collaborations and partnerships of social enterprises within developing countries are helpful to improve GDP of economies adhere in case a developing nation has less GDP than that GDP will be enhanced through the assistance of another developing country with higher GDP which will further enhance the poverty scenario.

### **Unemployment Rate and Population**

- Training and development programmes (skill-based training and career guidance) on industrial requirements have always proved to be beneficial for people in the wake of changing times. There is a scarcity of specific skills and knowledge that can be overcome through such programmes
- Affective medical treatments and the organisation of free medical assistance through physicians have the scope to overcome the situation of decreasing population of a country
- Growing requirements of the people are important to meet within the developing countries. Social enterprises are also required to enhance products and services through appropriate supervision and leadership style as, without profit, the enterprises can't serve communities.

## 6. Further Research

The aspects within the present study have been evaluated where certain research constraints have cropped up and these constraints have been associated with research methods. The research could have collected first-hand information through the help of primary qualitative and primary quantitative methods (Zangirolami-Raimundo et al. 2018, p. 358). However, in the case of conducting such methods, it is important to ensure that either participants or respondents have been available and there is sufficient time to conduct either interview or survey process. The researcher requires time and cost to either conduct interview or the survey therefore, in case the researcher collects primary data from employees or volunteers working within social enterprises then it will help in carrying out further research study. It has been seen that the survey provides more research scope to understand the responses whereas the survey involves more respondents than the number of participants involved in an interview.

Social entrepreneurship plays an effective role in environmental development as well which has not been discussed within the scope of this research (Ratten, 2020, p.510). The research has prioritised socio-economic development more than environmental development therefore; there is a huge area to curb carbon emissions, misuse of natural resources and

others. It is important to note how social enterprises have been associated with curbing environmental effects through curbing harmful organisational operations in different industries of developing countries. Social problems are associated with decreasing environmental problems so it is significant for an organisation to treat waste materials and waste products. Waste discharge from several business activities is an essential cause of environmental issues where these issues are required to be mitigated. This area of study has not been touched on and discussed by the researcher.

## 7. Conclusion

The research article has discussed every pivotal area where social problems of developing countries have been identified along with causes. The research study has been effective to identify the importance of social entrepreneurship and also social entrepreneurship organisations. The article has evaluated some of the leading non-profit organisations from Afghanistan, India and Algeria that are effective in ensuring women empowerment, reducing human trafficking and forced child labour and providing affordable credits to artisans and farmers of the developing countries. The literature review has not only identified some journal articles but has also been effective to identify some social enterprises and social entrepreneurs where Gandhi sets out a quintessential example to improve one of the most important sectors which is the sanitation sector of the country.

There is more scope to ensure improvement in the conditions of developing countries where India is required to boost GNI per capita and GDP. The product of products and services are required to be increased to enhance the country's condition. Afghanistan is a country that has improved GNI and GDP rates while the country has effectively failed to reduce unemployment rates. Furthermore, the research article has pointed out that the GDP of Algeria has seen a huge increase which offers an opportunity for the country to look after the country's condition. The article has analysed the socio-economic developments of chosen countries to understand how the countries have the scope to incorporate improvement even through incorporating social changes.

## References

- Agarwal, S., Lenka, U., Singh, K., Agrawal, V., & Agrawal, A. M. (2020). A qualitative approach towards crucial factors for sustainable development of women social entrepreneurship: Indian cases. *Journal of Cleaner Production*, 274, 123135. <https://www.sciencedirect.com/science/article/pii/S0959652620331802>
- Aquino, R. S., Lück, M., & Schänzel, H. A. (2018). A conceptual framework of tourism social entrepreneurship for sustainable community development. *Journal of Hospitality and Tourism Management*, 37, 23-32. <https://www.sciencedirect.com/science/article/pii/S1447677018300925>
- Bansal, S., Garg, I., & Sharma, G. D. (2019). Social entrepreneurship as a path for social change and driver of sustainable development: A systematic review and research agenda. *Sustainability*, 11(4), 1091. <https://www.mdpi.com/2071-1050/11/4/1091/pdf>
- Barraket, J., Eversole, R., Luke, B., & Barth, S. (2019). Resourcefulness of locally-oriented social enterprises: Implications for rural community development. *Journal of Rural Studies*, 70, 188-197. <https://www.sciencedirect.com/science/article/pii/S0743016717305053>
- Bilan, Y., Mishchuk, H., Samoliuk, N., & Yurchyk, H. (2020). Impact of income distribution on social and economic well-being of the state. *Sustainability*, 12(1), 429.

- <https://www.mdpi.com/611290>
- Buchholz, K., 2021. Fight Against Child Labor Has Stalled. <https://www.statista.com/chart/25059/global-child-labor/#:~:text=While%20in%202016%2C%2022.4%20percent,24%20percent%20in%20early%202020.>
- Business-standard, 2020. India can't progress unless women are given equal opportunities: Naidu. [https://www.business-standard.com/article/current-affairs/india-can-t-progress-unless-women-are-given-equal-opportunities-naidu-120082300556\\_1.html](https://www.business-standard.com/article/current-affairs/india-can-t-progress-unless-women-are-given-equal-opportunities-naidu-120082300556_1.html)
- Business-standard, 2021. India reported over 24L online child abuse cases in 2017-20: Interpol. [https://www.business-standard.com/article/current-affairs/india-reported-over-24l-online-child-abuse-cases-in-2017-20-interpol-121111701312\\_1.html](https://www.business-standard.com/article/current-affairs/india-reported-over-24l-online-child-abuse-cases-in-2017-20-interpol-121111701312_1.html)
- Cieslik, K. (2018). The quandaries of social entrepreneurship studies—a discursive review of the discipline. *Review of Social Economy*, 76(3), 352-376. <https://www.tandfonline.com/doi/abs/10.1080/00346764.2018.1463446>
- Gupta, P., Chauhan, S., Paul, J., & Jaiswal, M. P. (2020). Social entrepreneurship research: A review and future research agenda. *Journal of Business Research*, 113, 209-229. <https://www.sciencedirect.com/science/article/am/pii/S0148296320301983>
- Gupta, P., Chauhan, S., Paul, J., & Jaiswal, M. P. (2020). Social entrepreneurship research: A review and future research agenda. *Journal of Business Research*, 113, 209-229. <https://www.sciencedirect.com/science/article/pii/S0148296320301983>
- Lyeonov, S., Pimonenko, T., Bilan, Y., Štreimikienė, D., & Mentel, G. (2019). Assessment of green investments' impact on sustainable development: Linking gross domestic product per capita, greenhouse gas emissions and renewable energy. *Energies*, 12(20), 3891. <https://www.mdpi.com/553056>
- Macrotrends, 2022. Afghanistan GDP Per Capita 1960-2022. <https://www.macrotrends.net/countries/AFG/afghanistan/gdp-per-capita>
- Macrotrends, 2022. Afghanistan GNI Per Capita 2009-2022. <https://www.macrotrends.net/countries/AFG/afghanistan/gni-per-capita#:~:text=Afghanistan%20gni%20per%20capita%20for%202019%20was%2024520%2C%20a%201.96,a%203.64%25%20decline%20from%202016.>
- Macrotrends, 2022. Afghanistan Population 1950-2022. <https://www.macrotrends.net/countries/AFG/afghanistan/population>
- Macrotrends, 2022. Afghanistan Unemployment Rate 1991-2022. <https://www.macrotrends.net/countries/AFG/afghanistan/unemployment-rate#:~:text=Afghanistan%20unemployment%20rate%20for%202018,a%200.03%25%20decline%20from%202017.>
- Macrotrends, 2022. Algeria GDP Growth Rate 1961-2022. <https://www.macrotrends.net/countries/DZA/algeria/gdp-growth-rate>
- Macrotrends, 2022. Algeria GNI Per Capita 1962-2022. <https://www.macrotrends.net/countries/DZA/algeria/gni-per-capita>
- Macrotrends, 2022. Algeria Population 1950-2022. <https://www.macrotrends.net/countries/DZA/algeria/population>
- Macrotrends, 2022. Algeria Unemployment Rate 1991-2022. <https://www.macrotrends.net/countries/DZA/algeria/unemployment-rate>
- Macrotrends, 2022. India GDP Growth Rate 1961-2022. <https://www.macrotrends.net/countries/IND/india/gdp-growth-rate>
- Macrotrends, 2022. India GNI Per Capita 1962-2022. <https://www.macrotrends.net/countries/IND/india/gni-per-capita>
- Macrotrends, 2022. India Population 1950-2022. <https://www.macrotrends.net/countries/IND/india/population>

- Macrotrends, 2022. India Unemployment Rate 1991-2022. <https://www.macrotrends.net/countries/IND/india/unemployment-rate>
- NEPRAM, D., SINGH, S. P., & JAMAN, S. (2021). The Effect of Government Expenditure on Unemployment in India: A State Level Analysis. *The Journal of Asian Finance, Economics and Business*, 8(3), 763-769. <https://www.koreascience.or.kr/article/JAKO202106438543541.page>
- Pandit, A. 2021. Over 9 million children globally could be pushed into child labour due to pandemic report/articleshow/83408462.cms <https://timesofindia.indiatimes.com/india/over-9-million-children-globally-could-be-pushed-into-child-labour-due-to-pandemic-report/articleshow/83408462.cms>
- Purwanto, A., Asbari, M., & Santoso, T. I. (2021). Analisis Data Penelitian Marketing: Perbandingan Hasil antara Amos, SmartPLS, WarpPLS, dan SPSS Untuk Jumlah Sampel Besar. *Journal of Industrial Engineering & Management Research*, 2(4), 216-227. <https://jiemar.org/index.php/jiemar/article/view/178>
- Rangde, 2022. We are Rang De. <https://rangde.in/about/our-story>
- Ratten, V. (2020). Coronavirus (covid-19) and entrepreneurship: changing life and work landscape. *Journal of Small Business & Entrepreneurship*, 32(5), 503-516. <https://www.tandfonline.com/doi/abs/10.1080/08276331.2020.1790167>
- Redgoldofafghanistan, (2022). *About Us*. Retrieved on: 5<sup>th</sup> September retrieved from: <https://redgoldofafghanistan.com/pages/about>
- Redgoldofafghanistan, 2022. Empowering Women Through Saffron. <https://redgoldofafghanistan.com/>
- Rosca, E., Agarwal, N., & Brem, A. (2020). Women entrepreneurs as agents of change: A comparative analysis of social entrepreneurship processes in emerging markets. *Technological Forecasting and Social Change*, 157, 120067. <https://fardapaper.ir/mohavaha/uploads/2020/07/Fardapaper-Women-entrepreneurs-as-agents-of-change-A-comparative-analysis-of-social-entrepreneurship-processes-in-emerging-markets.pdf>
- Sengupta, S., Sahay, A., & Croce, F. (2018). Conceptualizing social entrepreneurship in the context of emerging economies: An integrative review of past research from BRIICS. *International Entrepreneurship and Management Journal*, 14(4), 771-803. <https://link.springer.com/article/10.1007/s11365-017-0483-2>
- Sos-childrensvillages, 2022. General information on Algeria. <https://www.sos-childrensvillages.org/where-we-help/africa/algeria>
- Statista, 2022. Impact on unemployment rate due to the coronavirus (COVID-19) lockdown in India from January 2020 to May 2022. <https://www.statista.com/statistics/1111487/coronavirus-impact-on-unemployment-rate/>
- Theglobalstatistics, 2022. Poverty Rate in India Statistics 2021. <https://www.theglobalstatistics.com/poverty-in-india-statistics-2021/>
- Worlddata, 2022. Developing Countries. <https://www.worlddata.info/developing-countries.php>
- Zangirolami-Raimundo, J., Echeimberg, J. D. O., & Leone, C. (2018). Research methodology topics: Cross-sectional studies. *Journal of Human Growth and Development*, 28(3), 356-360. [http://pepsic.bvsalud.org/scielo.php?pid=S0104-12822018000300017&script=sci\\_abstract&tlng=en](http://pepsic.bvsalud.org/scielo.php?pid=S0104-12822018000300017&script=sci_abstract&tlng=en)