

EMOTIONS BASED PATTERNS OF MENTAL DISORDERS ON SOCIAL MEDIA –A CASE OF ANOREXIA AND DEPRESSION

#1EPPA HARSHITHA,

#2KONDI RAJKUMAR,

#3N.RENUKA, *Assistant Professor*,

Department of Computer Science and Engineering,

SREE CHAITANYA INSTITUTE OF TECHNOLOGICAL SCIENCES, KARIMNAGAR, TS.

ABSTRACT: A significant part of the global population suffers from psychiatric diseases, which impede their capacity to reason properly and behave normally. Despite the difficulty of diagnosing these difficulties in their early stages, it is vital that individuals obtain treatment before their condition worsens. Observing how people present themselves on social media, including the language they use, the way they write, and even the emotions they express, is one way to accomplish this. This study investigates two computer models designed to approximate the temporal evolution of people's emotional states as they interact with social media. We employ two publicly available data sets for anorexia and depression, both of which are common mental diseases. The findings show that it is possible to call attention to important details regarding melancholy or anorexia on social media by using suggested representations of both constant and variable emotions. Incorporating both representations may improve performance, providing results comparable to the best technique for managing anorexia and depression (with a small 1% difference). Furthermore, these formats make it easier to incorporate interpretability into created outputs.

Keywords: *Depression and Anorexia, social media communications, mental disorders.*

I. INTRODUCTION

A person suffering from a psychiatric condition experiences major disruptions in their thoughts and behaviors. These disturbances can range in intensity from barely discernible to quite noticeable, limiting the execution of daily chores and responsibilities. Anorexia and depression are common mental diseases that affect a large number of people worldwide. These symptoms can be produced by a number of stressors, or by a single traumatic occurrence that caused significant anxiety. There is universal consensus that nations affected by natural disasters or criminal activity have a higher proportion of people suffering from mental diseases. An investigation conducted in Mexico in 2018 looked into mental illnesses and discovered that around 25% of the population would have a mental

health problem at some point in their lives, with 17% having been diagnosed with at least one mental condition. Similarly, we believe that social interactions in the twenty-first century can take place both offline and online, on platforms like Reddit, Facebook, Twitter, and other comparable websites. This reality confronts us with opportunities and difficulties that, if handled correctly, can improve our understanding of the nature and method in which we participate. This study uses automated algorithms to discover emotional patterns in social media documents. 1. The local community's goal is to spot signs of anorexia or sadness. Historically, the majority of study has been focused on detecting how people feel through the tone and variance of their posts. In addition to determining participants' gender and


age, this study tried to evaluate their political beliefs, religious affiliation, income, and sexual orientation. These studies show that analyzing individuals' emotions on social media might provide considerable information about them. We can now identify people suffering from anorexia and depression on social media using a range of emotional cues. Previous studies focused on the interaction of language and emotions in diagnosing anorexia and depression. It is crucial to remember that using emotions, particularly polarity, was only the first step toward using emotions for the same goal in the future. This line of reasoning holds that emotions like "anger," "surprise," or "joy" can serve as symbolic representations independent of language qualities or broader sentiments like "positive" or "negative." In earlier study, we developed a novel technique of presenting data gathered from user writings by merging word embeddings and affective lexicon data. Sub-emotions, which were smaller clusters of emotions, were then formed using a technique known as "clustering." Recognizing these specific sub-emotions aided in the diagnosis of melancholy. The individual's more adaptive and complete depiction made this possible. The main goal of this portrayal was to emphasize the abundance of secondary emotions exhibited in user posts. Our research is based on the assumption that depressed people exhibit unique affective patterns in comparison to their healthy counterparts. In this study, we provide a detailed overview of the methods used, building on the positive results obtained with the sub-emotional representation. To be more specific, we suggest a new technique of presenting that not only shows the existence of subemotions but also their temporal evolution. The goal is to make it easier for those with mental diseases to go through emotional changes on a regular basis. Following that, this time-related data is used to improve the initial

strategy. To improve clarity, we combine the two models into a hybrid strategy that produces results that are closely related to those of the most complex methodologies now available. In the final portion, we look at how these two pictures can be used to diagnose not only depression but more serious psychological diseases like nervosa. Using this hypothetical example, we may be able to discern the emotional "silhouette" of the two illnesses by comparing how they make people feel.

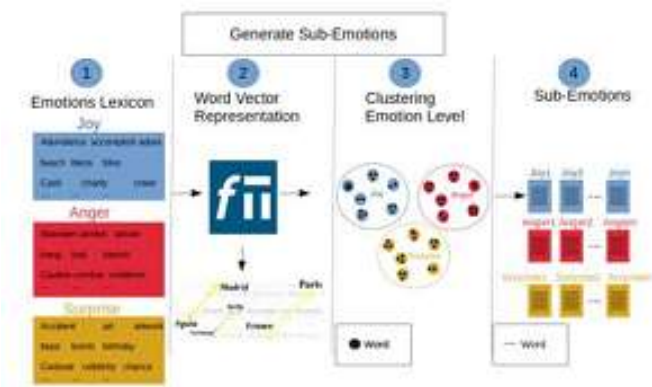
PROBLEM STATEMENT:

The repeated mood fluctuations that people with mental diseases may encounter should be recreated. Following that, this time-related data is used to improve the initial strategy. To improve clarity, we combine the two models into a hybrid approach that produces results that are closely related to those of the most sophisticated methods now available. In the final portion, we look at how these two images can be used to identify not only sadness but even serious mental illnesses like nervosa. By using this innovative visualization technique, we study the emotional patterns of both illnesses in order to determine their emotional "silhouette." Then, for the best results, we combine these new approaches with more traditional ones. We plotted the users on a two-dimensional surface, using both the Bag of Words (BoW) and the Bag of Semantic Elements (BoSE) representations, and then analyzed the results. To create these photos. A nonlinear approach known as T-distributed Stochastic Neighbor Embedding (T-SNE) was used to reduce the number of dimensions and display spaces with multiple dimensions within spaces with fewer dimensions. In this study, a vector model with 3000/1500 characteristics was used to build Bag of Semantic Embeddings (BoSE) and Bag of Words (BoW) models. To obtain these features, the tf-idf and chi2 distribution methods were used. Figure 2 depicts an insightful assessment of the benefits of

using BoSE rather than BoW to improve the classifier's classification performance. Further investigation of the severe examples revealed that the distribution of sub-emotions was comparable. This could have happened because the sub-emotions expressed and posted had a similar subject matter.



MODEL DIAGRAM:



II. LITERATURE SURVEY

TITLE:The kerberos network authentication service

AUTHORS: C. Neuman, S. Hartman, K. Raeburn

ABSTRACT:

Cryptographic identification prevents eavesdroppers from collecting information that could be used to impersonate another person. Kerberos is the best-known example of this type of security mechanism. The authors' primary focus is on the authentication of real-time, interactive services supplied over computer networks. The term "in real time" refers to a situation in which a client process waits for a response to a request or instruction before showing

the results to the user or doing another activity assigned to it. This set of services includes remote authentication, file system reading and writing, and data retrieval for programs like Mosaic.

TITLE:IDFusion: An open architecture for Kerberos based authorization

AUTHORS:G. Wettstein, J. Grosen, and E. Rodriguez

ABSTRACT:

Kerberos has evolved as the dominant standard for centralized authentication services since its establishment. Lightweight Directory Access Protocol (LDAP) is now widely recognized as the most effective mechanism for centrally exchanging personal information. An increasing number of firms are employing both of these infrastructure components to help manage remote information delivery systems.

Despite the progression of events, a reliable method for authorizing persons has yet to emerge. The majority of business executives agree that LDAP is the best option for storing the additional data required to establish who has authorization. Despite achieving an agreement on some issues, a full plan for implementing directory-based authorization has yet to be developed. This article suggests a way for configuring directory-based permissions using Kerberos's symmetric key management capabilities. In the case of a directory compromise, the system is equipped with inherent security methods to protect itself. It has the benefits of role-based access systems, such as the ability to customize permissions. The permissions procedure is managed using a service-oriented technique that adheres to the identity-based authorization paradigm. As a result, it encourages and facilitates the shift to service-oriented application designs.

TITLE: A nonce-based protocol for multiple authentications**AUTHORS:** A. Kehne, J. Schonwalder, and H. Langendorfer**ABSTRACT:**

Project Athena at MIT is based on the framework proposed by Needham and Schroeder. Using timestamps to ensure timely communications ensures that synchronized timepieces perform properly. We offer an upgraded system that uses nonces to fulfill the same functions as Kerberos. During the initial message exchange, a receipt is generated with a standard date. The individual who generated this global timestamp is responsible for validating its accuracy. As a result, synchronized watches are not required for human life. Our technique can generate an authenticated session key with minimal data.

III. SYSTEM ANALYSIS

EXISTING SYSTEM:

Depression is a mental illness defined by a chronic loss of interest in activities, which can severely impair one's capacity to perform regular duties. Crowdsourcing has been used extensively in research on the automated detection of this disorder to obtain data from people who claim to have been diagnosed with clinical depression. The approach typically used in these articles is based on traditional classification algorithms and distinguishing features such as words and word ngrams. The major goal is to compare frequently used terms by people who are depressed to those who are mentally healthy. This strategy fails because people who are sad and those who are not tend to use language in very similar ways. Another set of works used a LIWC-based interface to show user posts, with the goal of capturing psychologically significant categories such as individual differences, social ties, and cognitive

processes. While these research have helped us comprehend the obstacles connected with mental diseases, the results have not improved considerably when compared to the strategy that focused purely on verbal comments. Extensive research has been conducted on ensemble approaches, which integrate word and LIWC-based representations with deep neural models like as CNN and LSTM networks. When combined with additional variables like user-level language information, neural word embeddings, and word frequencies, these models beat the group effort in the eRisk2018 sadness identification task. These studies show that social media posts can contain useful information about sorrow, despite the fact that the results are not always clear. This is an important issue because the goal of these tools is to help physicians make decisions rather than to make them for them. To address this issue, the writers conduct research. Psychologists might gain useful insights from them since they provide strategies for presenting data and creating profiles of people suffering from mental disorders.

DISADVANTAGES OF EXISTING SYSTEM :

- 1) Less accuracy
- 2) low Efficiency

PROPOSED SYSTEM:

To illustrate the properties of the data sets, we give a sample of posts from distinct user demographics. This lecture tries to highlight that people with and without mental illnesses have different viewpoints and experiences with these problems. Distinguishing between the two groups proves difficult because these ideas and feelings might be happy or negative.

1. I had recently returned from a birthday road trip with a bunch of friends.
2. There are times when I can't escape the feeling that their lives would be far more fulfilled and

happier without my existence. Excessive dietary intake

3. Your admittance that you will need drugs for the rest of your life is positive.
4. With a fleeting glance in my direction, the coach said, "It is regrettable." I'm thinking of including her on the team because of her stature. Overseeing the
5. You performed excellently; handling clouds can be difficult at times. The colors of the water in the glacier moraine are quite enticing to me. Lovely photograph.
6. I will proceed despite my misgivings about the audience's interest, as long as it benefits at least one person. The suggested system includes the following stages:

Preprocessing: To improve text consistency, all capital letters were turned to lowercase, and special characters including emoticons, URLs, and # were eliminated. However, halting words remained. The preprocessed words were then disguised using the created sub emotions.

Classification:

Its primary goal is to divide users into two groups: anorexics who need help and those who are depressed. The BoSE approach consists of three basic components: The first stage entails using a clustering approach to divide the distribution of each emotion (e) into K sub-groups known as sub-emotions. This approach uses unsupervised learning to assign scores to a set of diverse emotions by accessing a language bank comprising terms linked with various attitudes and thoughts. In addition, a frequency histogram depicting each document's sub-emotions is displayed; these emotions act as content descriptors. Each phrase is either hidden or replaced with the relevant sub-emotion. Following that, a classification machine is taught how to predict the depression label using the histogram. However, ϕ -BoSE, a dynamic study of sub-

emotions, helps identify persons with signs of sadness and anorexia.

ADVANTAGES OF PROPOSED SYSTEM:

1. High accuracy
2. High efficiency

SYSTEM REQUIREMENTS

• HARDWARE & SOFTWARE REQUIREMENTS:

➤ HARDWARE REQUIRMENTS :

- ◆ System : Pentium IV 2.4 GHz.
- ◆ Hard Disk : 40 GB.
- ◆ Ram : 512 MB.

➤ SOFTWARE REQUIRMENTS :

- ◆ Technology : Java 2 Standard Edition, JDBC
- ◆ Web Server : Tomcat 7.0
- ◆ Client Side Technologies : HTML, CSS, JavaScript
- ◆ Server Side Technologies : Servlets, JSP
- ◆ Data Base Server : MySQL
- ◆ Editor : Netbeans 8.1

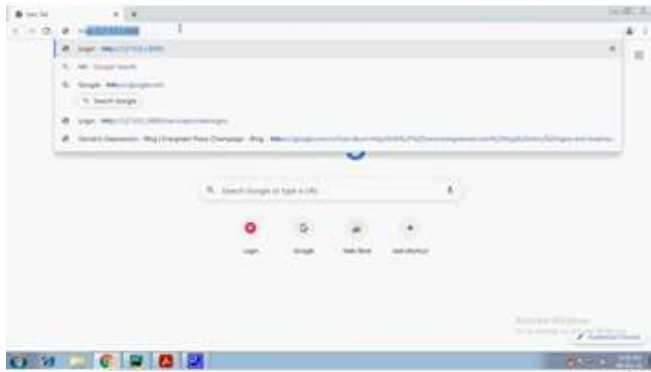
IV. IMPLEMENTATION

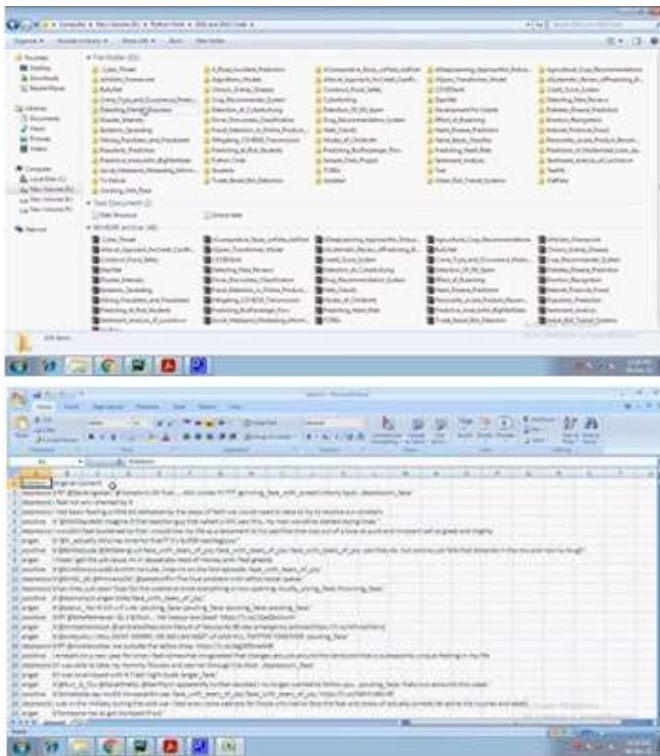
MODULES:

Please provide an image of cash. This icon, when clicked, will start the posting process.

This utility is able to obtain Use the template matching algorithm to identify cash. Use the template matching algorithm to identify cash.

V. SCREEN SHORTS





VI. CONCLUSION

In this study, we used intricate emotional descriptions to show how one might acquire insight into the specific issues and worries that people suffering from anorexia or depression communicate on social media. In essence, the sub-emotions that accumulate quickly provide vital insights that aid in the diagnosis of these two mental diseases. On the one hand, the BoSE model fared better than the highlighted baselines, which used a variety of deep learning techniques. Furthermore, it outperformed results produced by only using general emotions as attributes. Incorporating ϕ -BoSE, a dynamic study of sub-emotions, helped identify individuals with symptoms similar to anorexia and depression. This highlights the importance of considering the changes that occur in sub-emotions throughout time. Prior to entering into a more in-depth review of the data, it is critical to highlight the simplicity and viability of both formats. Finally, the capacity to analyze social media data to understand how people

are feeling sets the path for future advancements in the development of health-improving goods. This type of technology has the potential to serve as early warning systems, protecting users' privacy while giving complete information and research on mental diseases. This statistics may include the prevalence of psychiatric diseases in specific geographical areas. Individuals would then have the option of accepting or declining psychological or vocational assistance supplied by the governing organizations. It is critical to be aware of potential privacy concerns and ethical judgments when consuming content from social media networks. Such difficulties arise as a result of the publication of potentially private information, such as the users' personal habits and psychological well-being. This information is used solely for subject matter research and analysis.

REFERENCES

1. S. Volkova and Y. Bachrach, "Inferring perceived demographics from user emotional tone and user environment emotional contrast," Proceedings of the 54th Annual Meeting of the Association for Computational Linguistics (Volume 1: Long Papers), 2016.
2. D. Ram'irez-Cifuentes and A. Freire, "Upf's participation at the clef erisk 2018: Early risk prediction on the internet," Proceedings of the 9th International Conference of the CLEF Association, CLEF 2018, Avignon, France, 2018.
3. H. Schwartz, J. Eichstaedt, M. Kern, G. Park, M. Sap, D. Stillwell, M. Kosinski, and L. Ungar, "Towards assessing changes in degree of depression through facebook," In Proceedings of the Workshop on Computational Linguistics and Clinical Psychology: From Linguistic Signal to Clinical Reality, 2014.

4. G. Coopersmith, M. Dredze, and C. Harman, "Quantifying mental health signals in twitter," Workshop on Computational Linguistics and Clinical Psychology, 2014.
5. C. Xueting, D. Martin, W. Thomas, and E. Suzanne, "What about mood swings? identifying depression on twitter with temporal measures of emotions," Companion Proceedings of the The Web Conference 2018, International World Wide Web Conferences Steering Committee, pp. 1653–1660, 2018.
6. M. Aragon, A. López-Monroy, L. González Gurrola, and M. Montes- y Gomez, "Detecting depression in social media using fine-grained emotions," Proceedings of the 2019 Conference of the North American Chapter of the Association for Computational Linguistics: Human Language Technologies, Volume 1 (Long and Short Papers), 2019.
7. C. Mathers and D. Loncar, "Projections of global mortality and burden of disease from 2002 to 2030," PLOS Medicine, Public Library of Science, 2006.
8. M. De Choudhury, M. Gamon, S. Counts, and E. Horvitz, "Predicting depression via social media," In Proceedings of the 7th International AAAI Conference on Weblogs and Social Media, 2013.
9. M. De Choudhury, S. Counts, and E. Horvitz, "Social media as a measurement tool of depression in populations.," In Proceedings of the 5th Annual ACM Web Science Conference, 2013.
10. S. Tsugawa, Y. Kikuchi, F. Kishino, K. Nakajima, Y. Itoh, and H. Ohsaki, "Recognizing depression from twitter activity," In Proceedings of the 33rd Annual ACM Conference on Human Factors in Computing Systems, 2015.