

## **AN EXPERIMENTAL STUDY OF HIGH-STRENGTH CONCRETE IN WHICH CEMENT IS PARTIALLY REPLACED BY FLY ASH AND SAND IS REPLACED BY STONE DUST**

*<sup>1</sup>Shaik Dada Khalandhar,<sup>2</sup>Ahamed Shaik,<sup>3</sup>Ramappa Vidaya Sree*

*<sup>1,2,3</sup>Assistant Professor*

*Department of CIVIL*

*Tadipatri Engineering College, Tadipatri, AP*

### **ABSTRACT**

The compressive strength of the concrete is improved when the cement, sand, and aggregate are combined in the right proportions and firmly linked together. Filler made from stone dust is a by-product of stone crushing operations and may be utilised in a variety of applications. In order to guarantee that the coarse aggregate is properly bonded together, stone dust is used in the building of the W.B.M. road. The production of fly ash, a waste product that is created in enormous amounts, is a byproduct of thermal power plants. The mixture that is produced by the combination of fly ash and cement has the same characteristics as cement itself. The bulk of the research was conducted by substituting fly ash for cement in the various experiments. Stone dust and fly ash are combined before being added to a concrete mix as part of a scientific experiment to study the behaviour of concrete. When constructing using stone dust and fly ash, the primary objective is to produce a structure that is both cost-effective and has a certain level of strength. In this particular experiment, stone dust is used to partially replace sand, while fly ash is used to partially replace cement in the mixture. Both of these materials are combined. It is anticipated that stone dust will fulfil the role of sand in the project to the extent of fifty percent, and that fly ash will perform the functions of zero, five, and ten percent of the cement. The concrete's workability is evaluated using a test called the "slump test," which involves pouring the concrete at an angle. After determining the compressive strength, flexural strength, split tensile strength, modulus of elasticity, and other parameters of the concrete, it is compared to conventional concrete of grade M40. This helps ensure that the concrete is strong enough for its intended use. The standards of the IS code are adhered to throughout each and every real test that is carried out.

### **1. INTRODUCTION**

#### **1.1. General**

In India, most families spend their life savings to build a beautiful home, making sustainability development the most important strategy for the country. To achieve this, we must work on effective building materials, particularly concrete, that are both affordable and of high quality. More research is needed in this area. As a material replacement in the concrete, I looked into the area of rock waste generated by the product.

Construction activity is increasing at a rapid pace, and the available sources of natural sand are becoming depleted. The only solution is to search for alternative materials that can fully or partially replace naturally available materials in construction such as stone dust and cement. Fly ash, a byproduct of coal combustion, is being used to partially replace cement in some applications of concrete. This technique improves the performance of concrete while also being cost-efficient.

In this project, we attempted to use fly ash in conjunction with stone dust and discussed the various mechanical properties of concrete such as compressive strength, tensile strength, flexural

strength, and flexural strength by partially replacing fly ash with cement and partially replacing fine aggregate with stone dust in a concrete mix.

#### **1.2. Pozzolanic Materials**

Simply put, pozzolanas, also known as pozzolans, are materials which are not cementitious in themselves but include components that react with lime at a normal temperature and in the presence of water to provide cementing characteristics, despite the fact that they are not cementitious in themselves. Or Generally speaking, pozzolanic materials are finely divided siliceous and aluminous materials that have little or no cementitious value. When exposed to moisture at room temperature, they chemically react with calcium hydroxide released during hydration to form compounds with cementitious properties. Engineering benefits that may be derived from the use of pozzolanas in concrete include improved resistance to thermal cracking because of lower heat of hydration, increased ultimate strength and impermeability due to pore refinement, and improved durability against chemical attacks such as acid, sulphate water, and alkali-aggregate expansion, among other things.

**Pozzolana:** When the pozzolana reaction occurs, the lime generated during the hydration of C3S and C2S is converted into calcium silicate hydrate. In terms of mechanical strength characteristics and durability, this may be regarded to be the weakest link in the chain of hydration products of Portland cement. In the hydration process of mixed cement and pozzolan, C-S-H gel and Sulfoaluminates are produced. (See Figure 1). However, a pozzolanic reaction develops considerably more slowly than the hydration of Portland cement at room temperature, yet a water-cured concrete that includes a pozzolan develops greater strength over time while experiencing decreased permeability with time. Pozzolanas are divided into two groups, which are artificial pozzolanas and natural pozzolanas. The artificial group consists of fly ashes, silica fume, calcined clays and shales, metakaolin, and rice-husk ash, whereas the natural group consists of volcanic ashes, volcanic tuffs, trass, and zeolites. The natural group also contains calcined clays and shales, metakaolin, and rice-husk ash. The heating of natural pozzolans to temperatures ranging between 500 and 8000 degrees Celsius increases their pozzolanic reactivity (Malhotra and Malhotra, 1996). Sections 2 and 3 of this document describe the minerals that are employed as pozzolanas, respectively.

### 1.3. Types of Pozzolanas:

#### 1.3.1. Natural pozzolans

Natural pozzolanas are mostly composed of volcanic dust and ash, and the word "pozzolana" is derived from the Roman town of Pozzuoli, located in the slopes of Mount Vesuvius, which was a source of zeolitic tuff. Natural pozzolans such as clay and shale, diatomaceous earth, and other similar materials are treated via a process that includes crushing, grinding, and size preparation, as well as heat activation if required. Natural pozzolans have declined in popularity as a result of the advent of more active pozzolans that are now accessible to consumers.

#### 1.3.2. Artificial pozzolanas (pozzolanas made of clay)

A variety of industrial by-products, such as burned diatomaceous earth and 'rice husk ash', as well as ground granulated blast furnace slag, micro silica, nano silica, and metakaoline, are used to make artificial pozzolanas. Artificial pozzolanas are simply clay and (including some brick) shale that has been burned.

#### 1.4. Fly ash (also known as pyroclastic flow):

The use of fly ash in building has been steadily increasing in popularity over the past several decades, owing to the considerable

improvements in material performance that it has shown. Several recent research have contributed to a better understanding of the function of fly ash in the cementitious matrix. This comprises the hydration of the cement, the mechanical characteristics of the concrete, and the microstructure of the concrete. Some of these impacts, on the other hand, are still not completely understood. The analysis of the nano-structure of the cementitious matrix in order to assess its impacts on concrete performance utilising sophisticated characterisation methods is also included in this project. Trimukth MinChem provided the fly ash for this experiment (Hyderabad). Specific gravity and bulk density of this fly ash were determined in the laboratory setting. Aside from the chemical and physical characteristics, Trimukth MinChem was consulted for the rest of the information (Hyderabad).



Fig 1.1 : Fly ash

#### 1.5. Stone Dust

Stone dust is a byproduct of the crushing process that is produced from crusher facilities. A portion of it has the potential to be utilised in concrete as a partial substitute for natural river sand. It is possible to use quarry dust in concrete mixes as a good substitute for natural river sand, providing higher strength at a 50 percent replacement rate for natural river sand. This not only improves the quality of the concrete, but it also helps to conserve natural river sand for future generations (Balamurgan et al., 2013). When crushed stone dust is used as fine aggregate in concrete, it has been discovered that the compressive, flexural, and tensile strengths of the concrete are all increased significantly (Nagpal et al., 2013). It has been discovered that stone dust may be used to substitute fine aggregate in a ratio of 40 percent to 60 percent (Franklin et al., 2014). A 5-22 percent increase in the compressive strength of concrete was observed when natural sand was substituted with crusher dust. It was also discovered that among all of the mixes, the highest compressive strength was obtained when 40% of the natural sand was substituted with crusher dust (40 percent replacement of sand by crusher dust) (Quadri et al., 2013). Natural sand was unable to

produce the necessary slump when used in conjunction with the specified parameters of the mix design. It was accomplished, however, by using manufactured sand of appropriate form and surface texture, as well as desired grading to reduce the amount of void content present, a highly workable mix with the specified parameter of mix design was obtained (M S Shetty, 2013). The compressive strength of concrete produced from stone powder was found to be 14.76 percent greater than the compressive strength of concrete manufactured from ordinary sand (Mahzuz et al., 2011). It has been discovered that the compressive and flexural strengths of concrete produced from Quarry Rock Dust are approximately 10% higher than the compressive and flexural strengths of conventional concrete (Suribabu et al., 2015). It is suggested in the current research to explore the optimal replacement of river sand with stone dust for concrete in terms of compressive strength performance at 7 days and 28 days after installation.

### 1.6. The purpose of the current research

The purpose of this study is to compare the M40 grade of concrete by partially replacing fly ash with cement and partially replacing fine aggregate with stone dust in order to determine the compressive strength, tensile strength, and flexural strength of concrete by replacing 50% of fine aggregate with stone dust.

#### OBJECTIVE OF THE STUDY

To investigate the different mechanical characteristics of concrete, such as compressive strength, tensile strength, and flexural strength, by partially replacing fly ash with cement and completely replacing fine aggregate with stone dust.

## II. EXPERIMENTAL INVESTIGATION

### 2.1 INTRODUCTION

With the current research, the mechanical characteristics of concrete containing fly ash (0, 5, 10, 15, and 20% by weight of cement), stone dust (50 percent by weight of fine aggregate), and fine aggregate (50 percent by weight of fine aggregate) with concrete grade M40 are being investigated.

| Targeted mix design M40 |  |   |
|-------------------------|--|---|
| Mix                     | Fly Ash percentage (by weight of cement) | Fine aggregate                          |
| Mix 1                   | 0%                                       | River sand                              |
| Mix 2                   | 0%                                       | River sand replaced with Stone Dust 50% |
| Mix 3                   | 5%                                       |   |
| Mix 4                   | 10%                                      |   |
| Mix 5                   | 15%                                      |   |

Table No. 2.1 Mix Proportion percentages

## 2.2 Materials

### 2.2.1. Cement

The cement for the whole project was purchased in a single consignment and kept in a secure location. Ordinary Portland cement (53 grade) in accordance with IS:12269 was used in the construction. Cement (IS: 12269, 1987) was used in the study and the characteristics of the cement are shown in the table below.

| s.no | property                   | Test results           |
|------|----------------------------|------------------------|
| 1    | Fineness                   | 96%                    |
| 2    | Normal consistency         | 30%                    |
| 3    | Initial setting time       | 38 min                 |
| 4    | Final setting time         | 600 min                |
| 5    | Specific gravity of cement | 3.14                   |
| 6    | Compressive strength at    |                        |
|      | 7 days                     | 34.1 N/mm <sup>2</sup> |
|      | 28 days                    | 55.2 N/mm <sup>2</sup> |

Table: 2.2.1 Physical properties of ordinary Portland cement (OPC 53 grade)

### 2.2.2. Properties of fly ash:

The chemical composition and physical characteristics of Indian fly ashes are more variable than those of other fly ashes. Some of the characteristics of fly ash that have an impact on the strength and quality of concrete are described in more detail below:

#### a) Fineness:

The fineness of fly ash is a significant physical feature that has a greater impact on the activity of fly ash than any other physical component in the environment. Specific surface area is usually calculated using the air permeability technique and represented as a percentage of the total surface area. It has a range of 2194 to 6842cm<sup>2</sup>/gr (cm<sup>2</sup>/gram). According to

appearances, the Indian fly ashes made in our nation are very good and similar to those produced in other countries.

When comparing Indian fly ashes to foreign fly ashes, sieve analysis reveals that the Indian fly ashes are coarser in texture. For example, although the majority of American fly ashes and more than 80 percent of the material passing the 45-micron IS sieve were found to fall into this group, just three Indian fly ashes were discovered to fall into this category. Some of the causes for this may be linked to the fact that fly ash is removed by mechanical collectors in the majority of Indian thermal power plants, and even this fraction gets mixed up with the corner fractions collected in the middle or bottom hoppers of the plants.

#### b) Particle Size :

Ashes from flying insects have been discovered to include black particles that are angular as well as spherical, as well as spheroidal glass and minute quartz grains.

The fractions that passed through the 45-micron filter included some rounded block particles as well as a significant amount of spheroidal glass. Particles are black (rounded) and quartz grains in ashes that have been maintained at a size greater than 150 microns or 75 microns. When compared to American fly ashes, the quantities of spheroidal glass (8-38 percent) in Indian fly ashes are much lower (50-90 percent).

#### c) Pozzolonic Activity :

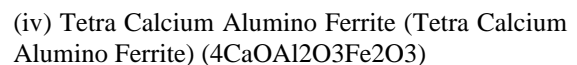
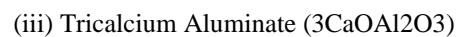
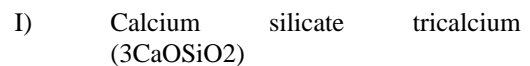
The lime reactivity test is used to ascertain this value. In order for fly ash to be deemed acceptable for use as a pozzolon, it must demonstrate in the test that its lime reactivity test strength is more than 40 kg/cm<sup>2</sup> on the basis of the test. The pozzolonic activity of Indian fly ashes was shown to be very high. However, as compared to American fly ashes, Indian fly ashes are much less reactive. For example, when the bulk of American fly ashes were utilised as a 20 percent substitution of cement by weight, the compressive strength of the cement motor was 100 percent or more than the compressive strength of the equivalent aircraft motoris after just 90 days. When compared to this, none of the Indian fly ashes employed as a 20 percent substitution of cement by weight were found to be comparable to the compressive strength of the matching plane cement motor (1:3 cement-sand) even after one year of

operation. Because Indian fly ashes respond less aggressively than foreign fly ashes

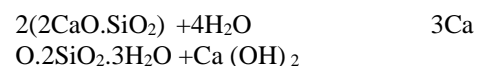
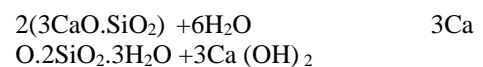
#### 2.2.3. Use of fly ash in Concrete:

The most common application of fly ash is in the production of Portland pozzolona cement or in the partial replacement of cement.

When the oxides in the raw materials are exposed to high clinkering temperatures, they mix to create complex compounds in the cement manufacturing process. The following are the four main compounds:



The most significant compounds responsible for strength are C<sub>3</sub>S and C<sub>2</sub>S. They make up 70 to 80 percent of cement when combined. Calcium silicate hydrate and calcium hydroxide are produced when C<sub>3</sub>S and C<sub>2</sub>S react with water.



The calcium hydroxide that is so released has no effect on the strength. Furthermore, it is water soluble and is leached away, making the concentrate porous. As a result, this is a bad product. At usual temperatures, finely split fly ash reacts chemically with Ca (OH) <sub>2</sub> to produce compounds with cementitious characteristics, decreasing the detrimental effects of Ca (OH) <sub>2</sub>. As a result, fly ash, which is a waste product with a significant disposal issue, is put to good use.

#### 2.3. Aggregates

The aggregate size, shape, and gradation all play a part in producing appropriate concrete. The aggregate size will be determined by the rebar spacing.

The coarse aggregate selected has an angular form, is highly graded, and has a maximum size that is lower than that required for traditional concrete. The aggregate size in ordinary conventional concrete should not exceed 20mm. When selecting a coarse aggregate, grading is a crucial consideration.



### 2.3.1. Fine aggregate

In this study, the fine aggregate is made using locally accessible sand. Clayey materials, salts, and organic contaminants are absent from the sand. Sand has a specific gravity of 2.72 and has a fineness modulus of 2.56.

| S.No. | Property         | Test results |
|-------|------------------|--------------|
| 1     | Specific gravity | 2.62         |
| 2     | Fineness modulus | 3.64         |

Table: 2.3.1. Properties of Fine aggregate

### Sieve Analysis is carried out for Fine aggregate as per IS:2386(part-III)-1963

| s.no | Sieve size  | Weight retained | % retained | % cumulative retained | % fineness |
|------|-------------|-----------------|------------|-----------------------|------------|
| 1    | 4.75mm      | 2.310           | 0.46       | 0.462                 | 99.543     |
| 2    | 2.36mm      | 7.521           | 15.254     | 1.964                 | 98.054     |
| 3    | 1.18mm      | 128.111         | 25.626     | 27.585                | 72.423     |
| 4    | 600 microns | 153.312         | 30.666     | 58.249                | 41.765     |
| 5    | 300 microns | 183.965         | 36.784     | 95.028                | 4.983      |
| 6    | 180 microns | 23.424          | 4.685      | 99.775                | 0.325      |
| 7    | 150 microns | 0.332           | 0.0614     | 99.762                | 0.244      |
| 8    | 75 microns  | 0.321           | 0.0644     | 99.829                | 0.187      |
| 9    | Pan         | 0.201           | 0.0412     | 99.864                | 0.143      |

Table: 2.3.2 sieve analysis of sand

### 2.3.2. Stone dust

A nearby crushing mill provided the stone dust utilised in the laboratory experiments. Stone dust has a specific gravity of 2.5.

Stone dust is subjected to sieve analysis in accordance with IS:2386(part-III)-1963.

| IS sieve size | Weight retained (kg) | Cumulative weight retained (kg) | Cumulative percentage retained | Cumulative percentage passing |
|---------------|----------------------|---------------------------------|--------------------------------|-------------------------------|
| 4.75mm        | 0.16                 | 0.16                            | 16                             | 84                            |
| 2.36mm        | 0.174                | 0.334                           | 33.4                           | 66.6                          |
| 1.18mm        | 0.201                | 0.53                            | 53.5                           | 46.5                          |
| 600 micron    | 0.151                | 0.68                            | 68.6                           | 31.4                          |
| 300 micron    | 0.189                | 0.87                            | 87.5                           | 12.5                          |
| 150 micron    | 0.102                | 0.97                            | 97.7                           | 2.3                           |
| 75 micron     | 0.02                 | 0.99                            | 99.7                           | 0.3                           |
| pan           | 0.003                | 1                               | 100                            | 0                             |

Table: 2.3.3 Sieve Analysis of Stone Dust




Fig. 2.3.4 Pycnometer with wet Stone Dust and Stone Dust in a tray

**2.4. Water**

The concrete was made and cured using the tap water available in the concrete laboratory.

**2.5 Superplasticizer**

FORSOC chemical India ltd utilised and produced the superplasticizer CONPLASTSP430. Cement concrete contains this chemical additive. The increased workability has no effect on any strength or microstructure properties, but it does improve workability.

**2.6. Mix proportions In the laboratory,**

The quantities used in the mix preparation are determined according to the requirements of IS:10262: 2009.

Design specifications for concrete of the M40 grade

**2.7. Grade Designation: M40**

Type of cement: OPC-53 grade

Fine Aggregate: zone-2

**2.8. Specific gravities:**

| Material           | Cement | FA   | CA(20mm) | Stone Dust |
|--------------------|--------|------|----------|------------|
| Specific gravities | 3.14   | 2.62 | 2.64     | 2.5        |

Table 2.4: Specific gravities of different materials used

**2.9. Summary of Mix proportions for M40 grade concrete**

| S.NO | Material                          | By Weight/m <sup>3</sup> |
|------|-----------------------------------|--------------------------|
| 1    | Cement                            | 420.01 kg/m <sup>3</sup> |
| 2    | fine aggregate                    | 714.1 kg/m <sup>3</sup>  |
|      | River sand                        | 357 kg/m <sup>3</sup>    |
|      | Stone dust                        | 357 kg/m <sup>3</sup>    |
| 3    | coarse aggregate                  | 1162.6 kg/m <sup>3</sup> |
| 4    | Water                             | 174 kg/m <sup>3</sup>    |
| 5    | super plasticizer (CONPLASTSP430) | 1% (by weight of cement) |
|      | Water cement ratio                | 0.41                     |

Table 2.5.: Mix proportions for M40 grade concrete

**2.10. Preparing of test specimens**

Quantities of material required per 1m<sup>3</sup> of M40 grade concrete as required

| Test specimen | cement in kg | Fly ash kg | F.A in kg | River sand (50%) in kg | Stone dust (50%) in kg | C.A in kg | Water in kg | Super plasticiser in kg |
|---------------|--------------|------------|-----------|------------------------|------------------------|-----------|-------------|-------------------------|
| M1            | 420.01       | 0          | 714.1     | 0                      | 0                      | 1162.6    | 174         | 4.2                     |
| M2            | 420.01       | 0          | 0         | 357                    | 357                    | 1162.6    | 174         | 4.2                     |
| M3            | 411.6        | 21         | 0         | 357                    | 357                    | 1162.6    | 174         | 4.11                    |
| M4            | 407.4        | 42         | 0         | 357                    | 357                    | 1162.6    | 174         | 4.07                    |
| M5            | 403.2        | 63         | 0         | 357                    | 357                    | 1162.6    | 174         | 4.03                    |

Table 2.6 : Quantities of material required per 1m<sup>3</sup> of M40 grade concrete

**2.11. Mixing**

The materials are mixed in a revolving drum. Trowels are used to thoroughly mix the ingredients by hand. Wet mixing continues until a consistent colour and consistency is obtained, at which point the specimens may be cast.

**2.12 Adaptability**

With the use of superplasticizer, a slump of 10mm to 20mm is achieved for concrete workability..



Fig. 2.7 True Slump

**2.13. Compaction**

Compaction is the process of releasing trapped air from newly laid concrete and compacting the aggregate particles to improve the density of the concrete. Concrete compaction is an essential part of the concrete laying process. If compaction is not done properly, a succession of flaws may appear, and the concrete will lose a considerable amount of strength. In this experiment, an immersion vibration, also known as a needle vibrator, is utilised to achieve complete compaction and maximum density.

**2.14 Casting of specimens**

Before concrete is poured into the cast iron moulds, dust particles are removed and mineral oil is applied to all surfaces. The cubes are 150mm x 150mm x 150mm, the cylinder is 150mm x 300mm, and the beams are 100mm x 100mm x 500mm. The moulds are set on a flat surface. Vibrations using a needle vibrator fill the moulds with well-mixed concrete. With a trowel, excess concrete was removed, and the top surface was levelled and smoothed.



Fig. 2.8. Split Tensile test Specimen

### 2.15. Curing of the specimen

After casting, the specimens are kept undisturbed at room temperature for approximately 24 hours. After that, the specimens are taken from the moulds and placed in a curing pond with clean and fresh water for 28 days.

### 2.16 Specimen analysis

After 7 days and 28 days of cure, the cast specimens are tested. The test findings are meticulously tabulated.

#### Tests conducted

##### 2.16.1 Compression Test

The most significant property of hardened cement is its compressive strength. As a result, it's not unexpected that the strength of cement is usually evaluated in a laboratory before it's utilised in major projects. Concrete's main function in most structural applications is to withstand compressive stress. After 7 and 28 days of curing, a series of standard concrete cubes 150mm\*150mm\*150mm are evaluated in a compressive testing machine. At least three specimens, preferably from separate batches, must be produced for testing. The test is carried out in accordance with IS: 516-1959. The compressive strength of a specimen is determined by dividing the load by the area of the specimen, and the results are shown below.

$$F_c = P/A_{mm^2}$$

Where,

P = cube compressive load affecting failure

A = cross section area of cube in mm<sup>2</sup>



Fig. 2.9. Compressive Strength Test

##### 2.16.2 Split Tensile Strength

One of the most fundamental and essential characteristics of concrete is its tensile strength. The design of concrete structural components requires an understanding of their importance. Concrete's direct tensile strength is difficult to establish. It is an indirect technique of determining concrete tensile strength. The specimen's length must be no less than the diameter and no more than twice the diameter. The specimen must be a cylinder with a diameter of 150mm and a length of 300mm. For testing, at least three specimens must be produced, preferably from separate batches. The test is carried out in accordance with IS: 516-1959. The base plate must be 6.5mm thick so that it does not protrude more than 0.02mm from the plant surface. The load is delivered to a cylinder that is positioned horizontally between the compressive testing machine's two plates. After 7 days of curing and 28 days of cure.

$$F_{st} = 2P/PI LD \text{ mm}^2 \quad \text{Where,}$$

F<sub>st</sub> = Split tensile strength N/mm<sup>2</sup>, P = maximum load in N, L = length of specimen

D = cross section diameter





Fig. 2.10. Split tensile strength Test

### 2.16.3 Flexural strength test

The flexural test is used to determine the tensile strength of concrete. It examines the capacity of an unreinforced concrete beam to resist bending failure. It's worth noting that the two-point load test yielded the modulus of rupture value. The specimen was casted and will be 100mm \* 100mm \* 500mm to investigate the bending movement of concrete under two-point stress. The modulus of rupture is the highest tensile stress measured at the failure of a beam and is calculated. The modulus of rupture is used to represent the specimen's flexural strength (Fb). It's also calculated after 7 and 28 days of cure. For testing, at least three specimens must be produced, preferably from separate batches. The test is carried out according to IS: 516 – 1959, which states that if the distance between the line of action and the closer support is equivalent, it must be computed to the closest 0.5 kg/sq mm on the tensile side of the specimen.

$$F_b = PL/aD^2 \text{ N/mm}^2$$

When a is greater than 200mm for 150 mm specimen or greater than 133 mm for a 100mm specimen, or

$$F_b = 3Pa / bd^2$$

When a is less than 200mm but greater than 170mm for 150mm specimen, or less than 133mm but greater than 110mm for 100mm specimen

Where,

Fb = modulus of rupture

B = measured width of specimen

D= measured depth of specimen at the point of failure

L= length of the span on which the specimen was supported

P = maximum load applied to the specimen



Fig.2.11. Flexural Test

## III. EXPERIMENTAL RESULTS

For M40 concrete of various specimens for 7 and 28 days of curing The purpose of this research is to determine the mechanical characteristics of concrete including Nano silica (2%, 3%, and 4% by weight of cement), stone dust (50%) and marble powder (50%) by weight of fine aggregate.

| Targeted mix design M40 Test Specimens                |                      |     |
|---|----------------------|-----|
| Fly Ash replacement percentage (by weight of cement ) |                      |     |
| M1  | 0                    |     |
| M2  | 0 (with F.A 50%+50%) |     |
| M3  | 5%                   |     |
| M4  | 10%                  |     |
| M5  | 15%                  |     |
| Fine aggregate  | River Sand           | 50% |
|   | Stone Dust           | 50% |

Table 3.1 : Targeted mix design M40 Test Specimens



| MIX/TEST SPECIMEN | CEMENT | Fly Ash | F.A  | RIVER SAND<br>(50%) | STONE DUST<br>(50%) | CA   |
|-------------------|--------|---------|------|---------------------|---------------------|------|
| M1                | 1.0    | 0       | 1.70 | 0                   | 0                   | 2.77 |
| M2                | 1.0    | 0       | 0    | 0.5                 | 0.5                 | 2.77 |
| M3                | 0.98   | 5%      | 0    | 0.5                 | 0.5                 | 2.77 |
| M4                | 0.97   | 10%     | 0    | 0.5                 | 0.5                 | 2.77 |
| M5                | 0.96   | 15%     | 0    | 0.5                 | 0.5                 | 2.77 |

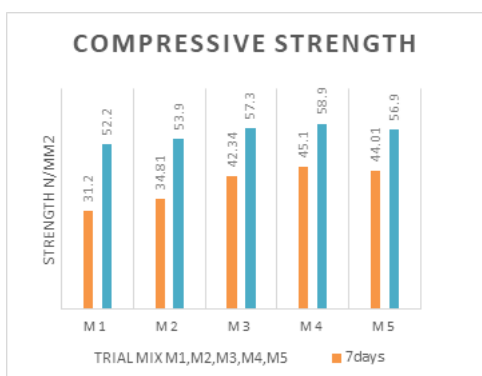
Table 3.2: Mix proportions for M40 grade concrete

### 3.1.COMPRESSIVE STRENGTH OF CONCRETE

Concrete compressive strength tests are performed seven and twenty-eight days after casting and curing for M1, M2, M3, M4, and M5 mix fractions. The Compressive Strength of Concrete for 7 and 28 days after casting is shown in the table below M1,M2,M3,M4 and M5.

| Compressive strength of concrete N/mm <sup>2</sup> |      |       |       |      |       |
|--|------|-------|-------|------|-------|
| Test Specimen                                      | M1   | M2    | M3    | M4   | M5    |
| 7 days   | 31.2 | 34.81 | 42.34 | 45.1 | 44.01 |
| 28 days  | 52.2 | 53.9  | 57.30 | 58.9 | 56.9  |

Table 3.3: Compressive strength of concrete N/mm<sup>2</sup>



Graph 3.1 : Compressive Strength of Concrete at 7 and 28 day

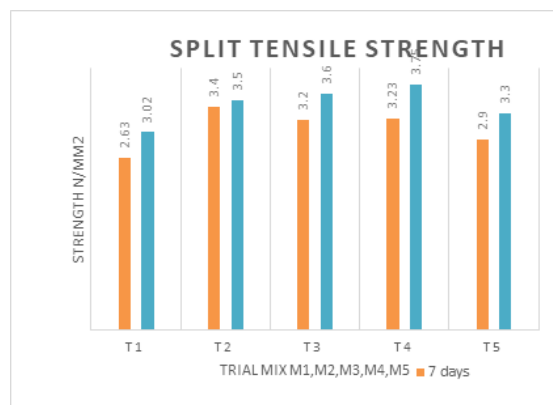
Table 3.3 and Graph 1 show that the Compressive Strength of M4 at the 28th day rose by 9% compared to M2 and 12% compared to M1. When compared to M4, M5 strength has been reduced by 3%.

### 3.2. SPLIT TENSILE STRENGTH TEST

The split tensile strength of concrete for 7 and 28 days after casting is shown in the table below M1,M2,M3,M4 and M5.

| Tensile strength of concrete N/mm <sup>2</sup> |      |     |     |      |     |
|--|------|-----|-----|------|-----|
| Test Specimen                                  | M1   | M2  | M3  | M4   | M5  |
| 7 days   | 2.63 | 3.4 | 3.2 | 3.23 | 2.9 |
| 28 days  | 3.02 | 3.5 | 3.6 | 3.75 | 3.3 |

Table 3.4: Tensile strength of concrete



Graph 3.2 : Split Tensile Strength of Concrete at 7 and 28 day

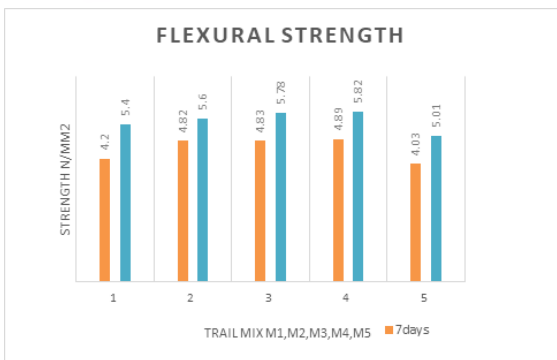
Table 3.4 and Graph 2 show that the Split Tensile Strength of M4 at the 28th day increased by 7% when compared to M2 and by 24% when compared to M1. When compared to M4, M5 strength has been reduced by 13%.

### 3.3.FLEXTURAL STRENGTH TEST

The split tensile strength of concrete for 7 and 28 days after casting is shown in the table below M1,M2,M3,M4 and M5.

| Flexural strength test N/mm <sup>2</sup> |      |      |      |      |      |
|--|------|------|------|------|------|
| Test Specimen                            | M1   | M2   | M3   | M4   | M5   |
| 7 days                                   | 4.2  | 4.82 | 4.83 | 4.89 | 4.03 |
| 28 days                                  | 5.40 | 5.6  | 5.78 | 5.82 | 5.01 |

Table 3.5: Flexural Strength of Concrete



Graph 3.3 : Flexural Strength of Concrete at 7 and 28 day

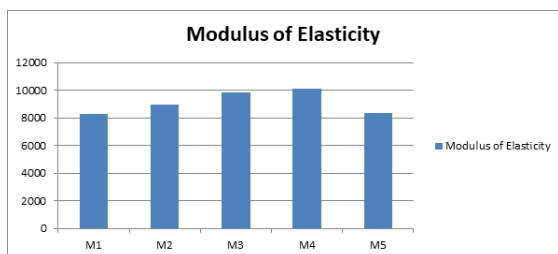
According to Table 3.5 and Graph 3.3, the Flexural Strength of M4 at the 28th day rose by 3.9 percent when compared to M2 and 7.7% when compared to M1. When compared to M4, M5 strength has been reduced by 16%.

**5.4. MODULUS OF SPECIMENS:**

The values for modulus of elasticity of specimen are tabulated in Below Table

| Test Specimen No. | Modulus of Elasticity E (N/mm2) |
|-------------------|---------------------------------|
| M1                | 8295.075                        |
| M2                | 8976.702                        |
| M3                | 9865.21                         |
| M4                | 10138.37                        |
| M5                | 8373.526                        |

Table 3.6: Modulus of Elasticity of Specimens



Graph 3.4: Initial Tangent Modulus Elasticity of Specimen

According to Table 3.6 and Graph 3.4, the Flexural Strength of M4 at the 28th day rose by 12% compared to M2 and 21% compared to M1. When compared to M4, M5 strength has been reduced by 19%.

**IV.CONCLUSIONS**

The following are the findings of this experimental research.

1. The compressive strength rose by 12% from M1 to M4, then began to decrease by 3% from M4 to M5.
2. Split Tensile Strength rose by 24% from M1 to M4, but then dropped by 13% from M4 to M5.
3. Flexural strength increased 7.7% from M1 to M4, then dropped to a value of 16 from M4 to M5.
4. Elastin modulus increased by 21% from M1 to M4, then dropped by 19% from M4 to M5.
5. Overall, the M4 mix produces the best results in the Compressive Strength, Split Tensile Strength, Flexural Strength, and Modulus of Elasticity tests.

**SCOPE FOR FURTHER INVESTIGATION**

1. There is a lot of future potential in terms of improving mix proportions with various percentages of cement substitution with fly ash and stone dust, and research is needed to learn more about the use of concrete in RCC structures, as well as to investigate other characteristics of concrete such as,
2. The long-term characteristics of concrete, such as creep, shrinkage, sulphate attack, acid resistance, and durability, must be established.
3. Concrete may be used to investigate the mechanical characteristics of structural components such as beams and columns.
4. Additional Nano investigations may be conducted to evaluate the concrete's Nano structure.

**REFERENCES**

[1]. **Amit Kumar Singh, Vikas Srivastava, V.C. Agarwal**, "Stone Dust in Concrete: Effect on Compressive Strength" International Journal of Engineering and Technical Research (IJETR), Volume-3, Issue-8, August 2015, pp. 115-118, Impact Factor 1.32.

[2].**Basvaraja** , "Study On Strength Properties Of High Performance Concrete Using Ultra Fine Fly Ash And Nano Silica", International Research Journal of Engineering and Technology (IRJET), Volume: 05 Issue: 01 | Jan-2018.

[3]. **Brajesh Kumar Suman, Amit Kumar Singh and VikasSrivastava.**, (2015) "Stone Dust as Fine Aggregate Replacement in Concrete: Effect on Compressive Strength",International Journal of

Advances in Engineering and Emerging Technology (IAEET), Vol. 7, No. 4, April 2015.

[4]. **Celik and K. Marar**, “Effects of crushed stone dust on some properties of concrete”, *Cement and Concrete Research* 26 (7), pp. 1121-1130, 1996.

[5]. **H. Binici, O. Aksogan, I. H. Cagatay, M. Tokyay, and E. Emsen**, “The effect of particle size distribution on the properties of blended cements incorporating GGBFS and natural pozzolan (NP),” *Powder Technology*, vol. 177, no. 3, pp. 140–147, 2007.

[6]. **Hassan, J.G. Cabrera and R.S. Maliehe**, “The effect of mineral admixtures on the properties of highperformance concrete”, *Cement & Concrete Composites* n 22 (4), pp. 267-271, 2000.

[7]. **Kürşat Esat Alyamaç**, “Concrete properties containing fine aggregate marble powder”, *KSCE Journal of Civil Engineering* , 19, pages2208–2216 (2015)

[8]. **Naidu, M.F.M. Zain and S.E. Ang**, “Compressive strength and pull-out force of concrete incorporating quarry dust and mineral admixtures”, *RILEM Proceedings 32: Proceedings of the International Conference on Advances in Concrete and Structure*, Xuzhou, China, 2003.

[9]. **P. Kumar Mehta**: “High-Performance, High-Volume Fly Ash Concrete For Sustainable Development” , University of California, Berkely, USA in 2004.

[10]. **Roy H. Keck & Eugene H. Riggs**: American Concrete Institute (ACI) – “Specifying Fly Ash For Durable Concrete” – 1997.

[11]. **Safiuddin, M.F.M. Zain, M.F. Mahmud and R.S. Naidu**, “Effect of quarry dust and mineral admixtures on the strength and elasticity of concrete”, *Proceedings of the Conference on Construction Technology*, Kota Kinabalu, Sabah, Malaysia, pp. 68-80, 2001.

[12]. **S.Gopalkrishnan, et al**: Indian concrete journal (ICJ) – Our world in concrete & Structure - 2004.

[13]. **S.S. Rehsi & S.K. Garg**: Production of concrete Using Fly Ash, Preceding’s International congress on Chemistry of Concrete at MOSCOW in 1974.

[14]. **Tarun R. Naik and Shaw S. Singh**: Effects of Fly Ash on Properties of Concrete- Published by center for by product Utilization (CBU) in 1994.

[15]. **Temiz and A.Y. Karakeci**, “An investigation onmicrostructure of cement paste containing fly ash andsilica fume”, *Cement and Concrete Research* 32 (7), pp.1131-1132, 2002.

[16]. **Tanpreet Singh and Er. Anil Kumar Nanda** “Influence Of Marble Powder On Mechanical Properties Of Mortar And Concrete Mix” *NBM&CW June 2012*.

[17] **Veera Reddy.**, “Sustainable Concrete Using GGBS and Fly ash”, *International Journal of Technical Innovation in Modern Engineering & Science (IJTIMES)*, Volume 4, Issue 6

[18]. **Mostofinejad,D. and Nozhati, M.** "Prediction of The Modulus of Elasticity of High Strength Concrete" *Iranian Journal of Science & Technology, Transaction B, Engineering*, Vol. 29, No. B3,( 2005).

[19]. **V.S. Sethuraman K. Suguna.**, (2016) Computation of Modulus of Elasticity of High Strength Concrete using Silica Fume *Asian Journal of Applied Sciences (ISSN: 2321 – 0893) Volume 04 – Issue 01, February 2016*.