

DESIGN AND SIMULATION OF PV POWER CONVERTER FOR REFLECTANCE-BASED WIND POWER GENERATION

¹M.Rajyalakshmi,²Dr.D.Srinivas,³P.Srinivasa Rao,⁴Puchacham Venkata Narayana Reddy

^{1,3}Associate Professor,²Professor,⁴Student

Department of EEE

G V R & S College of Engineering & Technology, Guntur, AP

ABSTRACT:

With the fast increase of wind energy generation current-day generation worldwide, the effect of intermittent in addition to ever-changing dispositions of wind energy era at the microgrid and furthermore hundreds is carry in a super deal of hobby in addition to its growing infiltration. Aimed at resolving the problem that simplest wind price model is idea about inside the technology plan of conventional small-scale wind power generation programs, this paper offers a collection of manage structures for the switched reluctance generator based totally absolutely small-scale wind electricity era tool with the covered electricity garage gadget. Taking into interest the possibility of off-grid way of small wind power era systems within the regions in which the grid is inclined or perhaps uncovered, the encouraged control plan will increase the eye of colorful changes in masses and additionally strength garage region gadget. To decorate the software program application effectiveness of small-scale wind energy technology, a step control plan is commonly advocated incorporating maximum splendid strength monitoring managed with power equilibrium control. The -diploma inverter is advanced to offer air conditioner 110V/60Hz effects via voltage closed-loop control in growth circuit of the front phase further to PI manage in the inverter circuit of the second one section. Ultimately, the overall performance of the encouraged control plans is confirmed experimentally.

Keywords: *Micro grid, wind power generation, small scale.*

I. INTRODUCTION

Since overdue, sustainable strength has created significantly more fear all at a few levels in the international thru way of the stress of contamination in addition to restricted asset saves. As one of the to be had countless possessions, wind energy is at some stage in positioned for the minimum rate and bountiful shops. Wind energy age, one of the very first-rate ways of the usage of wind power, is reeling in extensively even extra interest. Generally, the shape of wind power age framework is segmented via its pressure grade, wind electricity packages underneath 100kW are described as restrained range wind strength frameworks, the pressure scope of medium-scale wind electricity age framework is between a hundred-1000kW, and the stress of large variety wind electricity age framework is through manner of and big more than 1000kW [3] Already, there are numerous mature investigations on medium-and massive quantity wind energy age, and that they've truly been typically made use of in organization fields. Be that as it could, because of the restrict of improvement trouble and project further to

renovation charge, medium-and huge scope wind strength age shape isn't always one of the maximum ideal preference in a few wind strength application conditions. Contrasted and moreover huge scope wind power age framework, minimal extent wind energy framework is significantly broadly diagnosed in an extended manner off areas because of the advantages of little period, simple style and also simple controlling. Particularly in inadequately populated areas in which strength isn't to be had, a restrained scale wind electricity framework may be a smart method of strain deliver. Mostly, because of the merciless walking troubles in such regions, the stableness in addition to financial scenario of the engine in the minimal scale wind energy form must truly be esteemed. All in all, the model to non-vital failing and also price of confined scope wind strength frameworks should definitely be the focus of evaluation. Different shape of turbines discovers software in limited variety wind electricity structures: DC generators, prolonged-lasting magnet synchronised generators (PMSG) [9], and silicon rectifier self-invigorated coordinated mills (SRSEG).

Initially section, DC engines are for the maximum issue made use of for the benefit of electricity stockpiling, however they require hundreds of protection. PMSGs are diagnosed with excessive effectiveness, yet there are more than one troubles at the same time as it's miles positioned at the confined variety wind strength age framework with terrible strolling troubles. From one factor of view, the vitally lovable place of PMSG is given with the useful resource of the noticeably resilient magnet, which cannot be modified, and furthermore its terminal voltage will in fact adjust with the distinction within the load scenario. As a give up result, the voltage fashionable execution of PMSG is horrible underneath primary walking situations, it's miles tough to well known boost up in addition to feeble visitor enchantment therefore an surprising adjustment in wind charge, further to the engine voltage will in reality growth strongly or even development the safety in addition to lantern the engine. Furthermore, the variant to non-crucial failure of PMSG isn't tremendous, which shows that the steadfast splendid of the minimum range wind electricity framework selecting PMSG in away regions cannot meet the not unusual-experience conditions and additionally the fee of the framework can be more for the reason that the value of undertaking and renovation in such regions is high. Silicon rectifier self-invigorated simultaneous generators require incredible guide for its thoughts bogging framework.

the blessings of easy manufacture, adaptable control, low beginning wind pace, and moreover pinnacle fault resistance universal overall performance, and so forth. Taking into consideration the dreams of economic situation and dependability in the utility situation of the little wind power generation system in this paper, SRG is an amazing desire. Table I information the evaluation of commonplace kinds of mills in small wind energy era systems. It is well-known that wind energy era has problems with randomness, intermittence, and additionally exchange found in lots of recent strength technology. These troubles will surely bring boundaries to energy grid top shaving, technique manages, and strength supply top remarkable in the grid-associated wind electricity era machine. These issues can additionally reason hassle for stand-by myself wind strength structures, due to the fact the generated strength generally does not in shape the masses energy. In numerous pertinent researches, the utility of energy garage is taken into consideration as an efficient manner to alleviate the effect of those troubles [6] Additionally, the agency economics of power garage capability representing numerous power talents of the wind electricity era machine is evaluated in [7] - [8], which provide recommendation for the cost manipulate of the wind strength technology tool. Consequently, thinking about the software state of affairs and also the effective prices of the small wind energy technology device on this paper, it is required to combine a strength garage place gadget within the small wind power generation gadget to assure the power equilibrium of the device and moreover sustainability of power deliver.

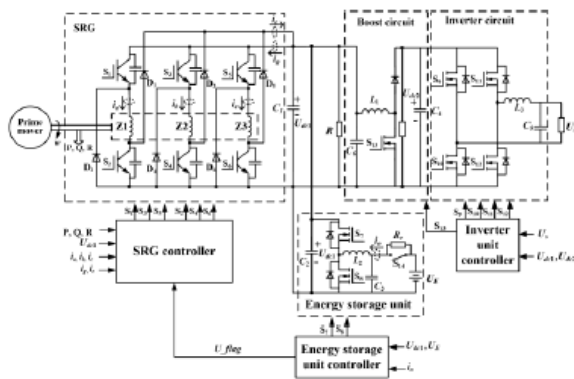


Fig.1. Block diagram.

2 LITERATURES SERVEY

Compared to the above generators, converted reluctance generator (SRG) is a whole lot greater applicable to direct riding wind generation tool with

It has in truth been found that the non-stop resistance circuit paralleling to the energy converter can also want to make the maximum electricity thing tracking (MPPT) manipulate a great deal less complex. In [2], the SRG model is established thru the flux further to torque data, similarly to the proper flip-on perspective and additionally turn-off attitude are calculated through the maximum electricity which represents the given wind velocity. Regrettably, the computational intricacy of the manage tool in this approach will in truth be tremendous in problem to undergo in mind of variable wind rate. Yet the transforming wind speed is an inescapable venture for wind energy era systems, so this manipulate method isn't extraordinarily practical within the actual software. In

[3], a emblem-new SRG with hybrid magnetic publications for wind energy era is created. Although the 3-D finite element assessment of the suggested SRG is finished, the manage method of the wind energy generation tool primarily based mostly on SRG isn't always lengthy gone over. In [4], an precise control device for SRG pushed thru a variable velocity wind turbine is offered. SRG drives a wind power conversion machine to the most component of overall performance through the usage of the output electricity closed-loop manages. As a ordinary software program of the small-scale wind power era system, this paper quality maximizes the output electricity of the wind energy machine and additionally does no longer keep in thoughts the stableness similarly to dependability of the electricity deliver beneath the actual utility. In [5], a brand-new differential improvement approach for nice average performance of SRG pushed with the useful resource of a variable-tempo wind generator software program is proposed. An ideal manipulate variable is executed with the aid of using a device layout based definitely at the measured attributes. However, the optimization of the outcome power in this paper is predicated upon manner an excessive amount of at the requirements of the SRG, which results in a huge quantity of calculation in addition to an difficult manage mode inside the approach of electricity optimization. This is honestly no longer appropriate for the realistic software of the small wind strength device. Despite the papers said over have showed the applicability similarly to reliability of SRG within the wind strength technology gadget, in the modern sensible software program conditions of small-scale wind energy generation systems, there's an absence of manage research on energy equilibrium control of the SRG-based totally wind power technology device with the blanketed electricity storage location gadget. Furthermore, electricity equilibrium and additionally energy garage location are crucial keeping improvements for huge-scale programs of small-scale wind strength technology. In this paper, the contribution relies upon on the coordinated manipulate and energy manager of the small wind electricity machine.

Taking into attention the realistic application of small wind energy era structures inside the places where in the grid cannot cowl or can be very weak, this paper suggests a tough and fast of control plans for the SRG-primarily based wind electricity

technology tool with the integrated energy garage device. In the following area, the crucial form of the device circuit proposed in this paper is defined. Where after, the test is finished to verify the general performance of the proposed manage schemes inside the proposed wind power technology device. Ultimately, the decision is reviewed.

3. OVER SIGHT OF PROJECT

With the fast improvement of wind strength generation cutting-edge-day technology international, the impact of ordinary and converting features of wind power generation on the microgrid in addition to tons is attracting a extremely good deal of attention on the side of its growing penetration. Focused on addressing the problem that handiest wind tempo version is notion about within the technology plan of traditional small-scale wind power generation packages, this paper offers a set of manage schemes for the switched hesitation generator based small-scale wind electricity generation gadget with the blanketed strength storage area system. Thinking approximately the possibility of off-grid operation of small wind electricity generation structures inside the locations where the grid is willing or perhaps exposed, the proposed manipulate device boosts the eye of colorful changes in lots similarly to strength storage location device. To decorate the application effectiveness of small wind energy era, a step control scheme is recommended integrating first-class energy tracking manage with electricity balance manipulate. The two-stage inverter is advanced to generate a/c 110V/60Hz outputs with the aid of voltage closed-loop control in increase circuit of the the front segment and additionally PI manage inside the inverter circuit of the second one degree. Finally, the overall performance of the advocated manipulate plans is showed experimentally.

The on foot modes of the number one three-diploma whole bridge

Unlike the equal vintage 3-level DAB converter, the number one three-level complete bridge of the proposed topology may produce voltage waveform with nonzero endorse price. The resonant capacitor Cr1 can counter the DC element of vAB. Undoubtedly, the regular voltage of the capacitor Cr1 is identical to the suggest cost of vAB in strong.

4. METHODOLOGY AS WELL AS DESULTS EXPLANATION

In this device, SRG, hundreds, and also the electricity garage tool have one among a type technique issues under high-quality working modes. According to the connection a number of the strength flows, power technology PG, electricity of masses PL and the charge/discharge power PB of the garage vicinity unit, the device operation modes can be divided into 2 additives:

Operation mode 1: the power era of the small-scale modified hesitation wind strength generator completely satisfies the desires of the weight energy (i.e. $PG > PL$). Meanwhile, the superfluous energy ($PG - PL$) is stored inside the battery packs. With the restriction of the top-high-quality fee energy PBC inside the battery masses, operation placing 1 may be further separated proper into 2 situations:

Operation placing 1.1: when the battery packs are not in the whole power usa (i.e. $(PGM - PL) < PBC$), the system picks MPPT control in which SRG runs at the optimal power factor and PG amounts to PGM.

Operation setting 1.2: when the battery packs are in the full power state (i.e. $(PGM - PL) > PBC$), SRG is supposed to run a long way from the best power difficulty to preserve energy equilibrium.

Operation mode 2: the energy generation of small changed hesitation wind electricity generator is inadequate to be provided for the hundreds (i.e. $PG < PL$). At this factor, the burden is provided with the useful resource of SRG and additionally the battery loads. With the restrict of the maximum discharge energy PBD inside the battery hundreds, operation mode 2 can also be divided proper into sub-modes:

Procedure putting 2.1: on the equal time as the plenty energy can't be glad with the resource of the maximum power furnished thru SRG in addition to the strength furnished via using way of the battery packs is in the remaining discharge strength (i.e. $(PL - PGM) < PBD$), SRG is supposed to operate at the maximum power factor.

Procedure mode 2.2: the load power cannot be pleased by the sum of the optimal power supplied by SRG and the battery packs (i.e. $(PL - PGM) > PBD$). At this moment, the device ought to stop

walking or convert to the numerous one among a kind three way settings through decreasing the burden to preserve electricity equilibrium.

The plan of machine method placing is displayed in Fig. In operation putting 1, the manage approach is as shown in Fig. 7. If $I_i \geq I_{im}$, battery packs are billed via the maximum dependable comfortable current I_{im} . If $U_E > U_{E2}$, battery packs are charged through the use of the most superb danger-unfastened voltage U_{E2} . When one of the situations is thrilled, the operation of the gadget transforms from putting 1.1 to mode 1.2. When $U_E < U_{E1}$, device power supply is insufficient, and also charging contemporary-day of battery packs can be controlled in a comfortable range. At this element, the technique of the gadget transforms from mode 1.2 to setting 1.1.

In operation mode 1.1 and 1.2, DC bus voltage is the control topics, at the identical time as the difference is the triumphing route of battery packs. When the price or discharge modern is lots much less than the restriction I_s , and operation mode has in truth no longer yet converted, the fast power equilibrium model happens which ends up in bus voltage U_{dc1} shifted. As received Fig. 6, the method likewise uses hysteresis control to lower the switching times. Note that this changing trouble coincides as that of SRG energy equilibrium manages in Fig. 6. To avoid SRG manipulate in addition to battery hundreds rate-discharge circuit manage paired to every severa top notch, the U_flag is readied to stay smooth of energy balance control at the identical time.

In operation mode 2, if $I_o \geq I_{om}$, battery packs offer strength with maximum discharge cutting-edge-day. If $U_{dc1} < U_1$, the tool cannot live to enhance the enter strength, and moreover energy balance can't be stored. The system runs in mode 2.2 which requires removing the masses. Depending upon lots discount, the machine modifications to numerous other going for walks settings or quits right now.

V. SIMULATION RESULTS:

The maximum power tracking experimental waveforms when wind speed is 6m/s. (a) Tracking waveform. (b) Steady-state waveform.

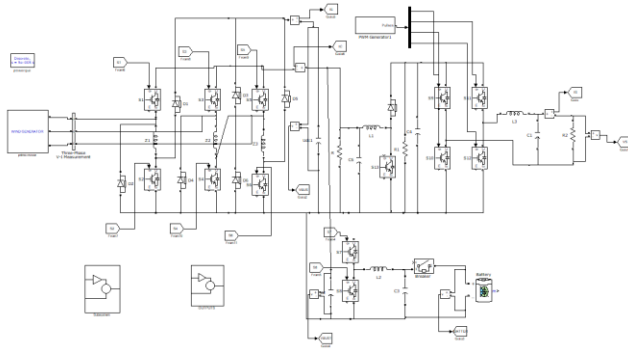


Fig.2. Simulation circuit.

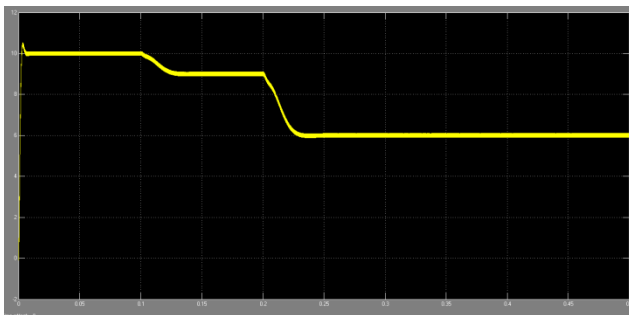


Fig.3. Speed

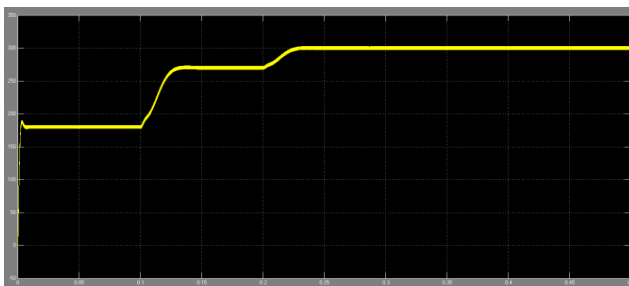


Fig.4. Power

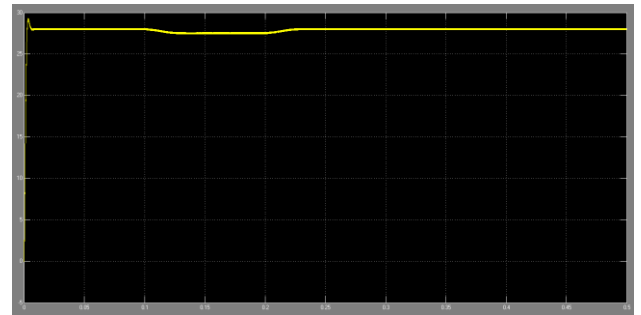


Fig.5. Bus voltage

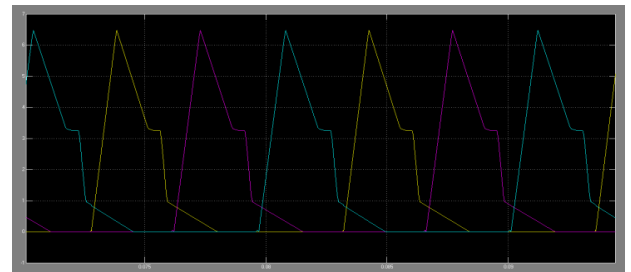


Fig.6. Currents.

The maximum power tracking experimental waveforms when wind speed is 8m/s. (a) Tracking waveform. (b) Steady-state waveform.

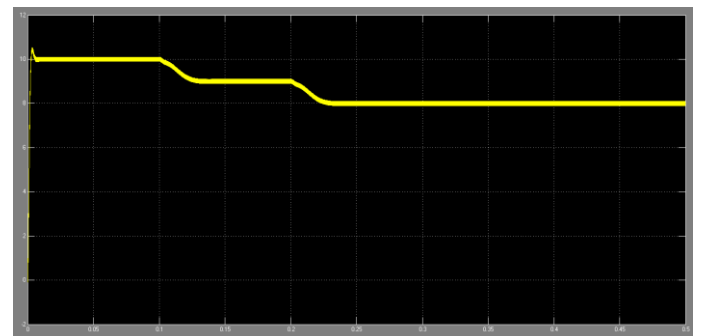


Fig.7. Speed

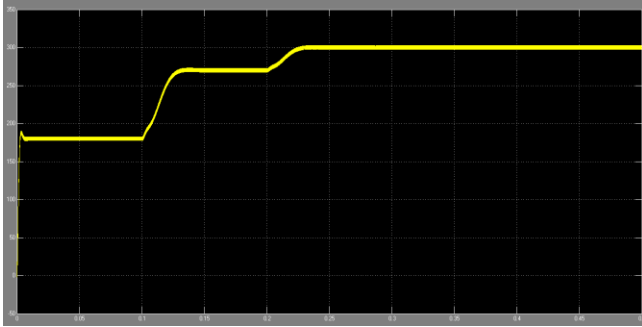


Fig.8. Power

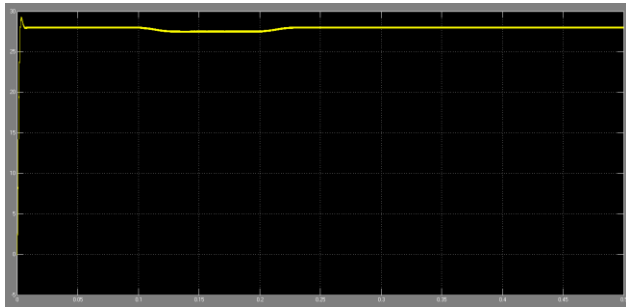


Fig.9. Bus voltage

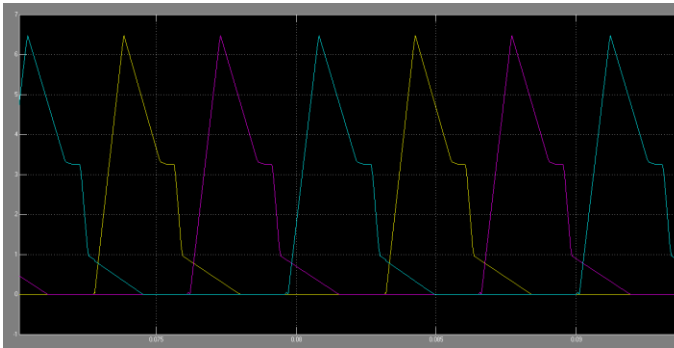


Fig.10. Currents

The maximum power tracking experimental waveforms when wind speed is 10m/s. (a) Tracking waveform. (b) Steady-state waveform.

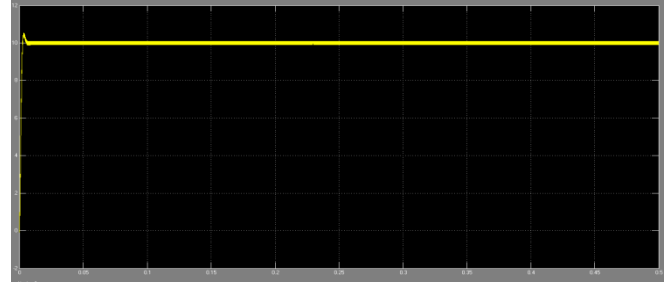


Fig.11. Speed




Fig.12. Power

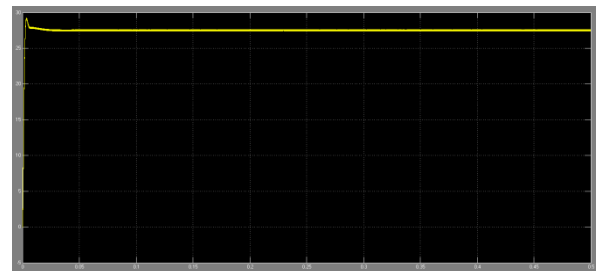


Fig.13. Bus voltage

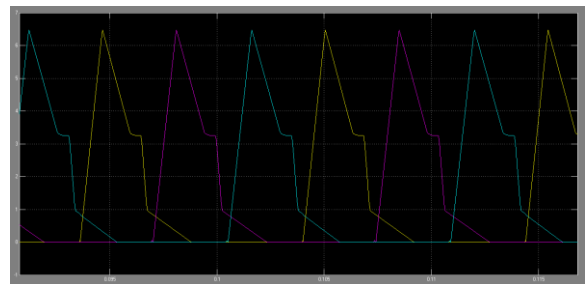


Fig.14. Output currents

The maximum power tracking experimental waveforms when wind speed changes. (a) 10m/s to 6m/s. (b) 6m/s to 10m/s. (c) 10m/s to 8m/s. (d) 8m/s to 10m/s. (e) 8m/s to 6m/s. (f) 6m/s to 8m/s.

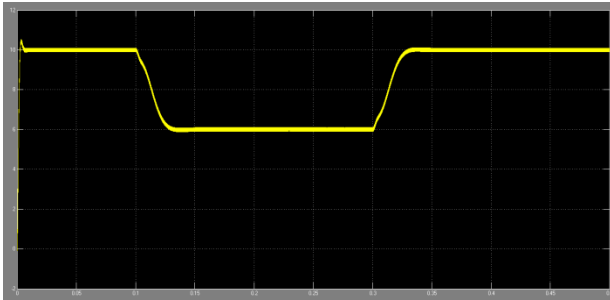


Fig.1. Speed 10 to 6 and 6 to 10

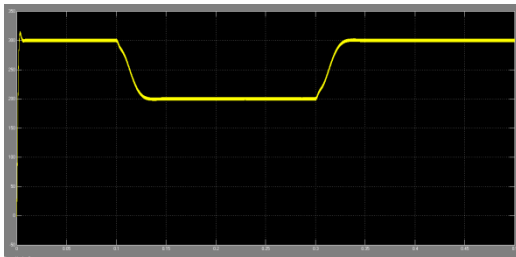


Fig.16. Power OUTPUT.

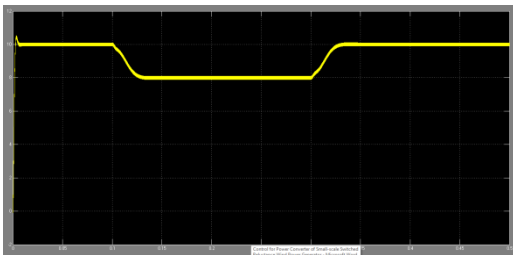


Fig.17. Speed 8 to 10 and 10 to 8

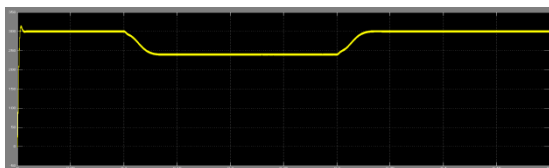


Fig.18. Power OUTPUT

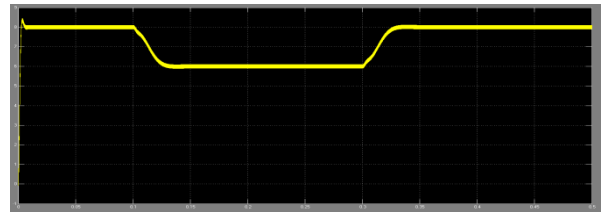


Fig.19. Speed 8 to 6 and 6 to 8

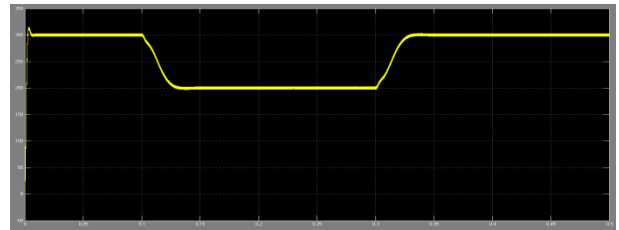


Fig.20. Output Power

Experimental waveforms of power balance control when wind speed is 8m/s.

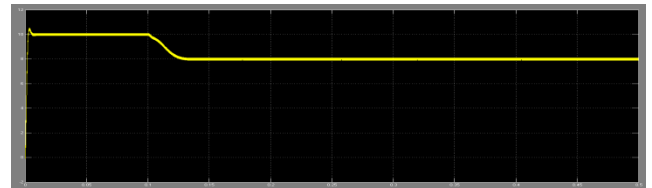


Fig.21. Speed

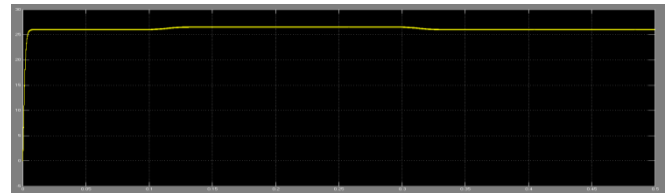


Fig.22. Bus Voltage

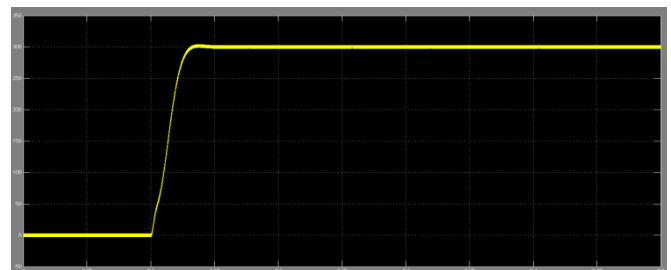


Fig.23. OUTPUT Voltage

System response waveforms when wind speed is 8m/s and load changes. (a) Load changing from 7.6Ω to 18Ω. (b) Load changing from 18Ω to 7.6Ω.

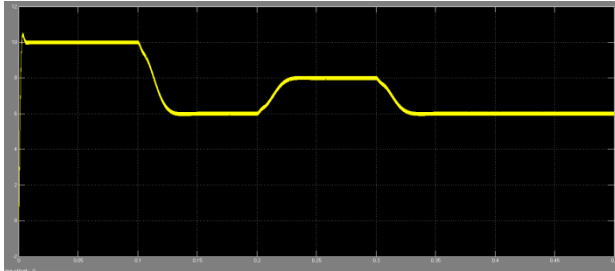


Fig.24. Speed of rotor

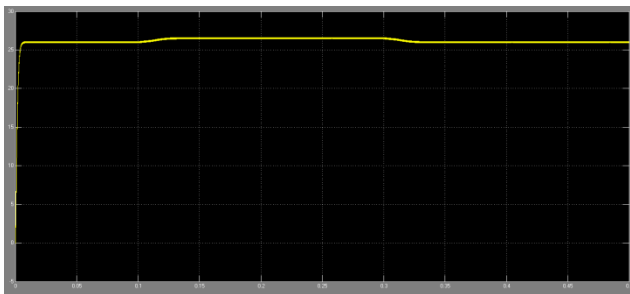


Fig.25. Bus Voltage

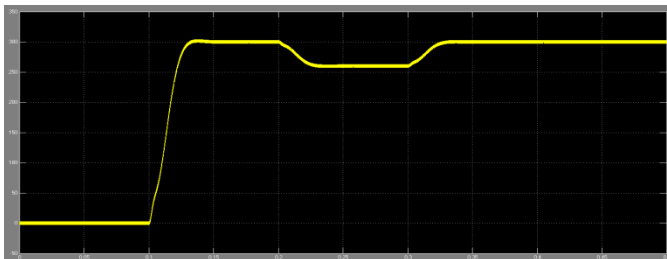


Fig.26. OUTPUT POWER

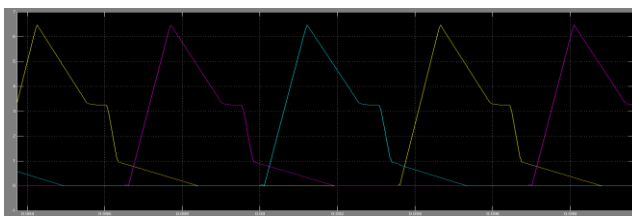


Fig.27. OUTPUT CURRENTS

CONCLUSION:

In this challenge, the circuit of a restrained range exchanged hesitance wind energy generator framework within the rooms wherein the help is frail or even disclosed is deliberate, in addition to a stage manager of high-quality pressure following and a pressure equilibrium manipulate are added. The encouraged electricity balance control completes the prepared control of the pressure age device, the strength stockpiling unit and additionally the heap. To meet the necessities of the task solidness of the limited scale wind energy age framework inside the exam application situation, the proposed manage approach recognizes the buying and promoting and steady project of numerous running issues via utilizing only a unmarried PI regulatory authority. In the restricted scale wind electricity age framework with a restricted expenditure for ruthless ecological applications, the encouraged control approach that penances some a part of the best dialogue to get better steady state execution is bendy and additionally hearty. The take a look at effects program that the proposed control approach has the capacity of everyday assignment and additionally strong buying and selling beneath several working problems. Besides, the recommended manage technique has unique incentive for wind energy age systems relying on one-of-a-type kind of generators, even though it's miles crucial to consciousness at the difference within the running modes and locations of several breeze power age frameworks.

REFERENCES

- [1] I. N. Moghaddam, B. Chowdhury, S. Mohajeryami. "Predictive Operation and Optimal Sizing of Battery Energy Storage with High Wind Energy Penetration," *IEEE Trans. Indus. Electro.*, vol. 65, no. 8, pp. 6686-6695, Aug. 2018.
- [2] L. Yu, R. Li. Dang, and L. Xu. "Distributed PLL-Based Control of Offshore Wind Turbines Connected With Diode-Rectifier-Based HVDC Systems," *IEEE Trans. Power Del.*, vol. 33, no. 3, pp. 1328-1336, Jun. 2018.
- [3] A. Shafiei, B. M. Dehkordi, S. Farhangi, and A. Kiyomarsi, "Overall power control strategy for small-scale WECS incorporating flux weakening operation," *IET Renewable Power Generation*, vol. 10, no. 9, pp. 1264-1277, 10 2016.
- [4] C. Wang, L. Yang, Y. Wang, Z. Meng, W. Li, and F. Han, "Circuit Configuration and Control of a Grid-Tie Small-Scale Wind Generation System for

- Expanded Wind Speed Range," *IEEE Trans. Power Electron.*, vol. 32, no. 7, pp. 5227-5247, July 2017.
- [5] L. Fagiano, T. Marks. "Design of a Small-Scale Prototype for Research in Airborne Wind Energy," *IEEE/ASME Trans. Mechatronics*, vol. 20, no. 1, pp. 166-177, Feb. 2015.
- [6] O. Beik, N. Schofield. "An Offshore Wind Generation Scheme With a High-Voltage Hybrid Generator, HVDC Interconnections, and Transmission," *IEEE Trans. Power. Del.*, vol. 31, no. 2, pp. 867-877, Apr. 2016.
- [7] Bagen and R. Billinton, "Evaluation of different operating strategies in small stand-alone power systems," *IEEE Trans. Energy Convers.*, vol. 20, no. 3, pp. 654 -660, Sep. 2005.
- [8] K. Das, A. Nistas, M. Altin, A. D. Hansen, and P. E. Sørensen, "Improved Load-Shedding Scheme Considering Distributed Generation," *IEEE Trans. Power Del.*, vol. 32, no. 1, pp. 515-524, FEB. 2017.
- [9] D. Zhou, F. Blaabjerg, T. Franke, M. Tonnes, and M. Lau, "Comparison of wind power converter reliability with low-speed and medium-speed permanent-magnet synchronous generators," *IEEE Trans. Ind. Electron.*, vol. 62, no. 10, pp. 6575-6584, Oct. 2015.
- [10] C.-W. Tsai, C.-L. Lin and C.-H. Huang, "Microbrushless dc motor control design based on real-coded structural genetic algorithm," *IEEE/ASME Trans. Mechatronics*, vol. 16, no. 1, pp.151-159, Feb. 2011.