

UNDER GROUND CABLE FAULT DETECTOR USING DISTANCE LOCATOR

MR. D.Srinivas ^a, B.Vidya Sagar ^b, K.Thrisha Reddy ^c, M.Srinivas ^d, G.Sukumar^e, Md.Afnaan^f.

^a Assistant Professor Dept. Of ECE Balaji Institute Of Technology and Science Narsampet Warangal.

^b Student Dept. Of ECE Balaji Institute of Technology and Science Narsampet Warangal.

^c Student Dept. Of ECE Balaji Institute of Technology and Science Narsampet Warangal.

^d Student Dept. Of ECE Balaji Institute of Technology and Science Narsampet Warangal.

^e Student Dept. Of ECE Balaji Institute of Technology and Science Narsampet Warangal.

^f Student Dept. Of ECE Balaji Institute of Technology and Science Narsampet Warangal.

Abstract:

An underground cable fault is the name given to a disruption or rupture in an underground cable. Cable issues can be caused by a variety of factors, including as standard wear and tear, damage from excavation, dampness, temperature fluctuations, or other outside factors. Tracking down and resolving cable issues can be challenging because specific equipment and expertise are needed. It takes longer to test the cable for flaws in order to find a fault in it. When an underground cable malfunctions, it can be challenging to pinpoint the exact position of the problem so that the line can be fixed. The goal of the project work is to locate, in kilometres, the location of a defect in subterranean cable lines starting at the base station.

Keywords: Cable, Under Ground Detection, Distance Locator

1. Introduction:

A cable is a group of electrical conductors that are used to transport electricity. One or more conductors coated with appropriate insulation and a protective cover are often found on an underground cable. The need for electricity is growing daily. Power supply networks are expanding steadily, and it is becoming more and more crucial that they be reliable. We are coming up with a lot of strategies to fulfil that demand, and it is crucial to continuously supply power to the customer's premises. Compared to underground transmission systems, there are more interruptions in overhead transmission systems. Detecting faults in underground cables is crucial for ensuring the reliability and safety of electrical power distribution systems. Cable fault detectors with distance locators offer an efficient solution for pinpointing faults along buried cables swiftly and accurately. By employing advanced technologies such as time domain reflectometry (TDR) or electromagnetic wave propagation analysis, these devices can identify the precise location of faults, whether they are due to breaks, insulation deterioration, or other issues. This introduction explores the principles, functionality, and significance of cable fault detectors equipped with distance locators, highlighting their role in maintaining the integrity and efficiency of electrical networks.

The use of distance locators in cable fault detectors is a significant development in the field of maintaining and debugging electrical infrastructure. Due to the growing intricacy and dependence on subterranean cables for power distribution, it is critical to identify defects quickly and precisely to guarantee both safety and uninterrupted service. The combination of cutting-edge technologies like electromagnetic wave propagation analysis and time domain reflectometry (TDR) forms the foundation of these systems. For example, TDR pulses the wire and measures the reflections to estimate the distance to any changes in impedance that would indicate a failure. With this technique, Beyond merely detecting faults, cable fault detectors with distance locators are essential for minimising downtime and lowering maintenance expenses.

Maintenance staff can effectively plan and carry out repairs, reducing service interruptions and related financial losses, by quickly locating the cause. Furthermore, the capacity to accurately identify flaws minimises the requirement.

2. Objective:

The objective of an underground cable fault detector equipped with a distance locator is to provide a robust and efficient solution for identifying and pinpointing faults in buried electrical cables. This advanced system aims to address the challenges associated with maintaining underground power distribution networks. At its core, the underground cable fault detector employs sophisticated technologies such as time domain reflectometry (TDR) or electromagnetic wave propagation analysis to accurately locate faults along the length of the cable. By emitting pulses or signals into the cable and analyzing the reflections or disturbances caused by impedance changes, the system can determine the precise distance to the fault location. The purpose of an underground cable fault detector with a distance locator is to offer a reliable and effective way to locate and identify defects in underground electrical lines. The purpose of this cutting-edge device is to solve the difficulties involved in maintaining subterranean power distribution networks, where fault location can be labour- and time-intensive.

Fundamentally, the underground cable fault detector uses advanced technologies to precisely discover faults along the cable's length, such as electromagnetic wave propagation analysis and time domain reflectometry (TDR). The device can pinpoint the exact distance to the fault location by sending pulses or signals into the cable and evaluating the reflections or disturbances brought on by variations in impedance. The overall goal of a distance locator-equipped underground cable fault detector is to offer a complete solution for preserving the functionality and integrity of subterranean power distribution networks. The system seeks to improve dependability, reduce downtime, and maximise maintenance efforts in subterranean cable infrastructure by utilising cutting-edge technologies and accurate problem localization capabilities.

3. Existing System:

One of the most advanced and widely used systems for underground cable fault detection utilizing distance locators is based on Time Domain Reflectometry (TDR) technology. This system offers a comprehensive solution for identifying faults in buried electrical cables, ensuring the integrity and reliability of power distribution networks.

At its core, the TDR-based underground cable fault detection system emits electromagnetic pulses into the cable under test. These pulses travel along the cable and encounter impedance changes at points of discontinuity, such as faults or breaks in the cable insulation. When the pulse encounters a fault, it reflects back to the source with a characteristic waveform. The system's distance locator calculates the distance from the point of reflection by measuring the time it takes for the reflected pulse to return to the source. Through accurate measurement of the time delay, the device can pinpoint the specific position of the defect along the cable's length. Without the need for labor-intensive excavation or physical examination, a noteworthy instance of a current device that makes use of TDR technology is the Megger Cable Fault Locator (CFL). It combines sophisticated TDR features with intuitive user interfaces and durable design appropriate for field deployment. Many capabilities are available with the Megger CFL system, including as graphical waveform displays, automatic pulse parameter adjustments. Subterranean cable fault detection systems utilise not just TDR-based systems but also technologies like Spread Spectrum Time Domain Reflectometry (SSTDR) and Frequency Domain Reflectometry (FDR). These systems provide special benefits and features that meet various needs and preferences for localising and detecting faults.

All things considered, the current distance locator-based subterranean cable fault detection systems offer dependable and effective ways to preserve the integrity and operation of subterranean power distribution

networks. These solutions minimise downtime, lower operating costs, and improve the dependability of electrical infrastructure by utilising cutting-edge technologies and accurate problem localization capabilities.

4. Proposed System:

A proposed system for The maintenance and dependability of subterranean power distribution networks could be revolutionised with the help of a novel, distance-locator-integrated subsurface cable fault detection system. This ground-breaking technology makes use of cutting-edge technologies including electromagnetic wave propagation analysis and Time Domain Reflectometry (TDR) to precisely locate faults along underground cables, expediting the fault detection and repair procedures. The very sensitive distance locator, which analyses the propagation of electromagnetic signals along the cable using accurate measuring techniques, is the central component of the proposed system. The distance locator pinpoints the precise location of faults with remarkable accuracy by sending pulses or signals into the cable and then monitoring reflections or disturbances brought on by variations in impedance. Improving fault detection activities' efficacy and efficiency is one of the suggested system's main goals. Maintenance teams may reduce downtime and service interruptions by quickly locating defects, which will ultimately increase the resilience and dependability of subterranean power distribution networks. This skill is especially important in metropolitan settings or places with a high population density in fault. The suggested solution also seeks to minimise operating expenses related to defect detection and repair and optimise maintenance efforts. The method helps reduce labour costs and speed up repair timeframes by optimising the fault localization process and reducing the need for human inspection or substantial excavation. This eventually results in significant cost savings for utilities and service providers. Apart from its pragmatic use, the suggested system places emphasis on user-friendly interfaces and intuitive functioning, guaranteeing accessibility and convenience of use for maintenance staff. Advanced features that improve the system's functionality and usefulness in field operations include automated fault interpretation algorithms, real-time data visualisation, and remote monitoring capabilities.

All things considered, the suggested method for locating faults in subterranean cables utilising a distance locator is a revolutionary approach to managing and maintaining subterranean power distribution networks. Through the utilisation of cutting-edge technologies and accurate fault localization skills, this system may transform fault detection processes, enhance dependability, and guarantee continuous service for communities and businesses depending on subterranean infrastructure. .

5. Block Diagram:

Developing and constructing a system that can precisely estimate the distance to a cable fault is necessary in order to implement an underground cable fault detector employing a distance locator. The task is to calculate, in km, the subterranean cable fault's distance from the base station. Many metropolitan areas have subterranean cable systems, which make it extremely difficult to fix any problems because it can be challenging to pinpoint the precise position of a fault in such a system. It is feasible to pinpoint the precise site of the fault using the suggested system.

Several pieces of equipment are available depending on the requirements; these include the Arduino Mega 4560, ESP34 wifi module, adapters, 16x4 LCD display, relays, buzzers, and bread.

Android Application (User Interface): The Android app serves as the user interface for controlling the not. It allows users to track the distance of fault in cable.

Bluetooth/Wi-Fi Communication: This component facilitates communication between the Android application and the microcontroller/Arduino board. It enables wireless transmission of data from the Android device to the control unit.

Arduino Board (Control Unit): The microcontroller or Arduino board receives data from the Android application and processes it to control the display content on the LCD display.

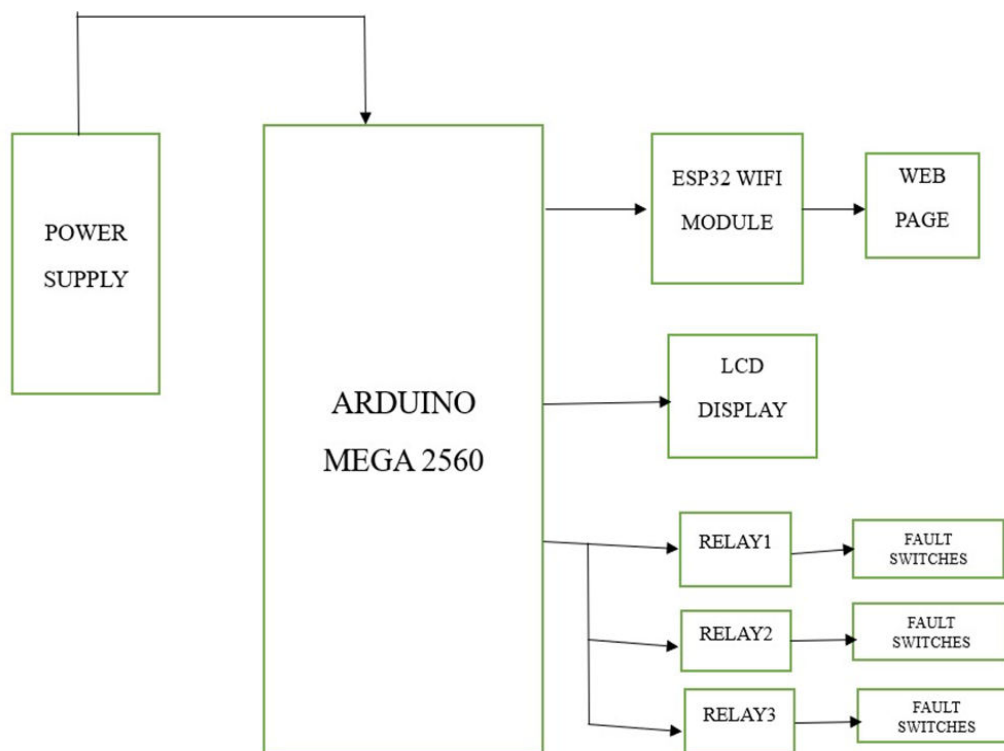
LCD Display: The LCD display is used to visually display the messages or updates sent from the Android application. It provides a large, visible display for easy viewing.

Relay: Relays serve as essential components in underground fault detection systems using distance locators, enabling seamless integration, automated responses, and enhanced safety and efficiency in fault detection and repair operations.

Power Supply: This component provides the necessary power to all the other components of the system, ensuring proper functionality.


Switch: Their versatility and functionality contribute to the reliable performance and effectiveness of these critical infrastructure monitoring systems.

ESP32 WIFI Module: It enhances connectivity, remote accessibility, and data management capabilities, making the system more versatile, efficient, and user-friendly.




6. Hardware Components:

- **Arduino Uno:** Arduino Uno serves as the central controller in the notice board system. It processes incoming messages from an Android phone and controls the electronic display board, ensuring accurate and timely communication of notices.



- **LCD Display(16X4 Display):** The LCD display in the notice board system visually showcases messages and time information received from the Arduino. It provides a clear and visible means of communication.




- **Adapter (12V, 1Amp):** The adapter in the notice board system provides power to the Arduino and other electronic components, ensuring they operate smoothly. It converts AC power to appropriate required voltage.



- **ESP32 WIFI Module:** It enhances connectivity, remote accessibility, and data management capabilities, making the system more versatile, efficient, and user-friendly.
- **Power supply:** The power supply is used to convert one form of energy to another form. The power is supplied to max of 5v to 12v.
- **Push Button :** Push Buttons Offer A Convenient And User-Friendly Interface For Controlling And Interacting With Underground Cable Fault Detection Systems Using Distance Locators.



- **Connecting Cables: Jumper Wires:** For connecting various components on the breadboard or PCB.
- **Relay:** Relays serve as essential components in underground fault detection systems using distance locators, enabling seamless integration, automated responses, and enhanced safety and efficiency in fault detection and repair operations



- **Resistors:** Their precise control over electrical resistance values enables engineers to optimize the performance and accuracy of the fault detection system, ensuring reliable and efficient operation in diverse environmental conditions.



7. Software Requirements:

Arduino IDE software:

- Arduino IDE is open-source software, designed by Arduino Using C.
- Editor and Compiler where former is used for writing the required code and later is used for compiling and uploading the code into the given Arduino Module.

- This environment supports both C and C++languages


8. Implementation:

- Connect Relay Module and WIFI Module to Arduino.
- Wire 16X4 LCD display to Arduino.
- Program Arduino to receive fault distance via Relay Module.
- Implement real-time clock functionality using Blynk app.
- Install Proteus 8.5 and Blynk app in PC.
- Develop code to display messages on LCD Display and in PC.
- Enable Wi-Fi communication between Arduino and Android.
- Create Mobile Hotspot and connect to Arduinio system.
- Connect the power supply and PC to the system.
- Open the Blynk app with username and password.
- Test and deploy the system for Under Ground Cable Fault Detector Using Distance Locator.

9. Result:

Proteus 8.5 is a professional software that simulates the fault detection system while the LCD shows the defect information. The low numbers are related to both the hardware settings for fault detection and the simulation. Finding the precise location of the problem is quicker when using the "Underground Cable Fault Detector with Distance Locator" solution.

voltage and ADC readings for the Arduino Mega 4560 and Arduino UNO for the following ranges: 4 km, 4 km, 6 km, and 8 km. For a distance of 4 kilometres, the Arduino Mega 4560 has an ADC value of 800 and the Arduino UNO has a voltage of approximately 3.35 volts at SW1. For 4km, the Arduino Mega 4560 has an ADC value of 860 and the Arduino UNO has a voltage of roughly 4.30v at SW4; both have ADC values of 799 and 860, respectively. For a distance of 6 km, the Arduino Mega 4560 has an ADC value of 815 and 890, while the Arduino UNO has a voltage at SW3 of about 4.00v and 4.36v, respectively. For 8 miles, the Arduino UNO's SW4 voltage is roughly 4.15 volts. ADC values for the Arduino Mega 4560 are 873 and 935, respectively, and it runs at roughly 4.66 volts. "Underground cable fault detector with distance locator". In the project we use overhead lines with distances in kilometers. If any Switch Distance of fault occurrence(km) Arduino UNO Arduino MEGA4560 Voltage values ADC Voltage values ADC SW1 SW4 SW3 SW4 4KM 4KM 6KM 8KM 3.35V 3.48V 4.00V 4.15V 760 799 815 873 4.01V 4.30V 4.36V 4.66V 800 860 890 935 48 fault is detected it produce a sound and through Wi-Fi module we can see the fault through webpage.



References:

- [1] Madhu Kumar Vanteru, K.A. Jayabalaji, i-Sensor Based healthcare monitoring system by LoWPAN-based architecture, Measurement: Sensors, Volume 28, 2023, 100826, ISSN 2665-9174, <https://doi.org/10.1016/j.measen.2023.100826>.
- [2] Ramesh, P.S., Vanteru, Madhu.Kumar., Rajinikanth, E. *et al.* Design and Optimization of Feedback Controllers for Motion Control in the Manufacturing System for Digital Twin. *SN COMPUT. SCI.* 4, 782 (2023). <https://doi.org/10.1007/s42979-023-02228-8>
- [3] Madhu. Kumar. Vanteru, T. V. Ramana, *et al.* , "Modeling and Simulation of propagation models for selected LTE propagation scenarios," 2022 International Conference on Recent Trends in Microelectronics, Automation, Computing and Communications Systems (ICMACC), Hyderabad, India, 2022, pp. 482-488, doi: 10.1109/ICMACC54824.2022.10093514.
- [4] Allanki Sanyasi Rao, **Madhu Kumar Vanteru** et al. (2023). PAPR and BER Analysis in FBMC/OQAM System with Pulse Shaping Filters and Various PAPR Minimization Methods. *International Journal on Recent and Innovation Trends in Computing and Communication*, 11(10), 2146–2155. <https://doi.org/10.17762/ijritcc.v11i10.8899>.
- [5] N. Sivapriya, Madhu Kumar Vanteru, et al , "Evaluation of PAPR, PSD, Spectral Efficiency, BER and SNR Performance of Multi-Carrier Modulation Schemes for 5G and Beyond," *SSRG International Journal of Electrical and Electronics Engineering*, vol. 10, no. 11, pp. 100-114, 2023. *Crossref*, <https://doi.org/10.14445/23488379/IJEEE-V10I11P110>
- [6] Chandini Banapuram, Azmera Chandu Naik, Madhu Kumar Vanteru, et al, "A Comprehensive Survey of Machine Learning in Healthcare: Predicting Heart and Liver Disease, Tuberculosis Detection in Chest X-Ray Images," *SSRG International Journal of Electronics and Communication Engineering*, vol. 11, no. 5, pp. 155-169, 2024. *Crossref*, <https://doi.org/10.14445/23488549/IJECE-V11I5P116>.
- [7] Madhu. Kumar. Vanteru, et al, "Empirical Investigation on Smart Wireless Autonomous Robot for Landmine Detection with Wireless Camera," 2022 5th International Conference on Contemporary Computing and Informatics (IC3I), Uttar Pradesh, India, 2022, pp. 200-205, doi: 10.1109/IC3I56241.2022.10072936.
- [8] S. Bhatnagar, Madhu. Kumar. Vanteru et al., "Efficient Logistics Solutions for E-Commerce Using Wireless Sensor Networks," in *IEEE Transactions on Consumer Electronics*, doi: 10.1109/TCE.2024.3375748.
- [9] V, Sravan Kumar, Madhu Kumar Vanteru et al. 2024. "BCSDNCC: A Secure Blockchain SDN Framework for IoT and Cloud Computing". *International Research Journal of Multidisciplinary Technovation* 6 (3):26-44. <https://doi.org/10.54392/irjmt2433>.
- [10] Madhu Kumar, Vanteru. & Ramana, T.. (2022). Fully scheduled decomposition channel estimation based MIMO-POMA structured LTE. *International Journal of Communication Systems*. 35.

- 10.1002/dac.4263.
- [11] Vanteru. Madhu. Kumar and T. V. Ramana, "Position-based Fully-Scheduled Precoder Channel Strategy for POMA Structured LTE Network," 2019 IEEE International Conference on Electrical, Computer and Communication Technologies (ICECCT), Coimbatore, India, 2019, pp. 1-8, doi: 10.1109/ICECCT.2019.8869133.
- [12] Madhu. Kumar. Vanteru, T. V. Ramana, A. C. Naik, C. Adupa, A. Battula and D. Prasad, "Modeling and Simulation of propagation models for selected LTE propagation scenarios," 2022 International Conference on Recent Trends in Microelectronics, Automation, Computing and Communications Systems (ICMACC), Hyderabad, India, 2022, pp. 482-488, doi: 10.1109/ICMACC54824.2022.10093514.
- [13] Vanteru.Madhu Kumar,Dr.T.V.Ramana” Virtual Iterative Precoding Based LTE POMA Channel Estimation Technique in Dynamic Fading Environments” International Journal of Innovative Technology and Exploring Engineering (IJITEE) ISSN: 2278-3075, Volume-8 Issue-6, April 2019
- [14] Vanteru .Madhu Kumar,Dr.T.V.Ramana, Rajidi Sahithi” User Content Delivery Service for Efficient POMA based LTE Channel Spectrum Scheduling Algorithm” International Journal of Innovative Technology and Exploring Engineering (IJITEE) ISSN: 2278-3075, Volume-9 Issue-2S3, December 2019.
- [15] Vanteru.Madhu Kumar,Dr.T.V.Ramana” Virtual Iterative Precoding Based LTE POMA Channel Estimation Technique in Dynamic Fading Environments” International Journal of Innovative Technology and Exploring Engineering (IJITEE) ISSN: 2278-3075, Volume-8 Issue-6, April 2019
- [16] Karthik Kumar Vaigandla and J. Benita, " PAPR REDUCTION OF FBMC-OQAM SIGNALS USING PHASE SEARCH PTS AND MODIFIED DISCRETE FOURIER TRANSFORM SPREADING," ARPJ Journal of Engineering and Applied Sciences, VOL. 18, NO. 18, pp.2127-2139, SEPTEMBER 2023
- [17] Vaigandla, Karthik Kumar and Benita, J. ‘Selective Mapping Scheme Based on Modified Forest Optimization Algorithm for PAPR Reduction in FBMC System’. Journal of Intelligent & Fuzzy Systems, vol. 45, no. 4, pp. 5367-5381, October 2023, DOI: 10.3233/JIFS-222090.
- [18] Vaigandla, K. K. ., & Benita, J. (2023). A Novel PAPR Reduction in Filter Bank Multi-Carrier (FBMC) with Offset Quadrature Amplitude Modulation (OQAM) Based VLC Systems. *International Journal on Recent and Innovation Trends in Computing and Communication*, 11(5), 288–299. <https://doi.org/10.17762/ijritcc.v11i5.6616>
- [19] Karthik Kumar Vaigandla, J.Benita, "PRNGN - PAPR Reduction using Noise Validation and Genetic System on 5G Wireless Network," *International Journal of Engineering Trends and Technology*, vol. 70, no. 8, pp. 224-232, 2022. Crossref, <https://doi.org/10.14445/22315381/IJETT-V70I8P223>
- [20] Karthik Kumar Vaigandla and J.Benita (2022), Novel Algorithm for Nonlinear Distortion Reduction Based on Clipping and Compressive Sensing in OFDM/OQAM System. *IJEER* 10(3), 620-626. <https://doi.org/10.37391/IJEER.100334>.
- [21] K. K. Vaigandla, "Communication Technologies and Challenges on 6G Networks for the Internet: Internet of Things (IoT) Based Analysis," *2022 2nd International Conference on Innovative Practices in Technology and Management (ICIPTM)*, 2022, pp. 27-31, doi: 10.1109/ICIPTM54933.2022.9753990.
- [22] Vaigandla, K. K., Karne, R., Siluveru, M., & Kesoju, M. (2023). Review on Blockchain Technology : Architecture, Characteristics, Benefits, Algorithms, Challenges and Applications. *Mesopotamian Journal of CyberSecurity*, 2023, 73–85. <https://doi.org/10.58496/MJCS/2023/012>
- [23] Karthik Kumar Vaigandla, Allanki Sanyasi Rao and Kallepelli Srikanth. Study of Modulation Schemes over a Multipath Fading Channels. *International Journal for Modern Trends in Science and Technology* 2021, 7 pp. 34-39. <https://doi.org/10.46501/IJMTST0710005>
- [24] Karthik Kumar Vaigandla, Bolla Sandhya Rani, Kallepelli Srikanth, Thippani Mounika, RadhaKrishna Karne, “Millimeter Wave Communications: Propagation Characteristics, Beamforming, Architecture, Standardization, Challenges and Applications”. *Design Engineering*, Dec. 2021, pp. 10144-10169,
- [25] Karthik Kumar Vaigandla, Radhakrishna Karne, Allanki Sanyasi Rao, "Analysis of MIMO-OFDM: Effect of Mutual Coupling, Frequency Response, SNR and Channel Capacity", *YMER Digital* - ISSN:0044-0477, vol.20, no.10 - 2021, pp.118-126, 2021.
- [26] Karthik Kumar Vaigandla, Shivakrishna Telu, Sandeep Manikyala, Bharath Kumar Polasa, Chelpuri Raju, "Smart And Safe Home Using Arduino," *International Journal Of Innovative Research In Technology*, Volume 8, Issue 7, 2021,pp.132-138
- [27] Karthik Kumar Vaigandla, Mounika Siluveru and Sandhya Rani Bolla, “Analysis of PAPR and Beamforming For 5G MIMO-OFDM”, *International journal of analytical and experimental modal analysis*, Volume XII, Issue X, 2020, pp.483-490.